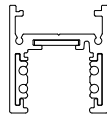


# Slots & Dots

48V Low Voltage Track  
Low Profile Pendant/  
Surface



## TRACK



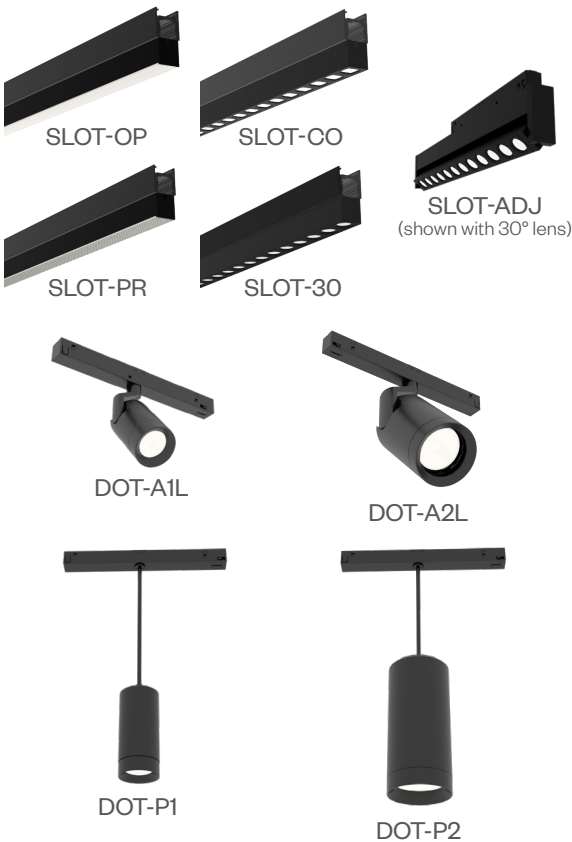
SD-TSL

## Features

Slots & Dots, a 48V Track lighting system, connects all the dots for architects and lighting designers: color, comfort, controls and configurability. Slots & Dots is an easily configurable low voltage track lighting system that creates visual ambience for hospitality, residential, commercial and retail environments. Featuring surface, recessed or pendant mounting options, with easy light module in linear and accent that can be easily snapped in and out as needed. Slots are made up of linear modules to create visual interest, wall grazing and glare free accent. Dots deliver focused beams of light from either an accent pendant or surface mounted accent that bring items into focus.

## PROJECT:

### SLOTS & DOTS



## TYPE:

### Product Overview

#### Track (SD-TSL) Low Profile Pendant/Surface

Type	48V Low Voltage Track
Circuit(s)/Amps:	1 circuit + Data Bus: $\pm 15A/0-48V + D+/D-$
Voltage:	48V
Weight (lbs):	2.2 (4'), 4.4 (8')

#### Slots (SLOT-xx) (Linear Modules)

Type:	48V Track Linear System					
Watts:	6W/ft					
Lumen Output:	490 lm (OP), 343 lm (PR), 511 lm (CO), 527 lm (30)					
Color Temp:	2700K, 3000K, 3500K, 4000K					
CRI:	90 typ.					
Driver:	DALI 1% dim, 0-10V 1% dim					
Weight (lbs):	1'	2'	4'	1'	2'	
SLOT-OP	0.4	0.7	1.3	SLOT-ADJ-CO	0.45	0.9
SLOT-PR	0.4	0.7	1.4	SLOT-ADJ-30	0.45	0.9
SLOT-CO	0.5	0.9	1.8	SLOT-ADJ-26x42	0.45	0.9
SLOT-30	0.5	0.9	1.7			

#### Dots (DOT-Ax/DOT-Px) (Accent Modules)

Type:	48V Track Accent & Pendant System	
Watts (per head):	Small - 7W (A1/P1)	Large - 16W (A2/P2)
Lumen Output:	391 lm (A1/P1), 1206 lm (A2/P2)	
Color Temp-CRI:	Small - 3500K-80, 4000K-80, 2700K-90+, 3000K-90+ Large - 2200K-90+, 2700K-90+, 3000K-90+, 3500K-90+, 4000K-90+, CrispWhite, 3K Class A	
Driver:	DALI 1% dim, 0-10V 1% dim	
Weight (lbs):	0.4 (DOT-A1), 0.8 (DOT-A2)	0.6 (DOT-P1), 1.1 (DOT-P2)



(JA8/Title 24 compliant on DOT models with certain options (see pg 6))

# Slots & Dots

48V Low Voltage Track, Low Profile Pendant/Surface



## PROJECT:

## TYPE:

### Track Ordering Information



- 1** Track Model  
**SD-TSL-4** - pendant/surface low profile track, 48"  
**SD-TSL-8** - pendant/surface low profile track, 96"  
**Note: All tracks are field cuttable. SD-TOOL is required for cutting track conductors (ordered separately, see Accessories below)**

- 2** Finish  
**B** - black  
**W** - white

### Component Ordering Information



- 1** End Cap  
(1 required for each end of track run)  
**SD-EC-TSL** - end cap  
**SD-EC-F-TSL** - end cap with feed hole
- Connectors  
(required to make electrical connection between tracks)  
**SD-CNS-POL** - middle connector, polarized, straight  
**SD-CNS-M** - middle connector, mechanical, non-electrical  
**SD-LF-I** - L connector, same plane, polarized, internal  
**SD-LF-E** - L connector, same plane, polarized, external  
**SD-XF-POL\*** - flex connector, wall to ceiling, polarized  
**SD-T-I-R** - T connector, polarized, internal right  
**SD-T-I-L** - T connector, polarized, internal left  
**SD-T-E-R** - T connector, polarized, external right  
**SD-T-E-L** - T connector, polarized, external left  
**SD-X** - X connector, polarized

\* Can be used as in-plane with variable angle

- Mechanical Joints  
**SD-90L-S** - L joint, mechanical  
**SD-90L-CG-S** - L joint with cable gripper, mechanical  
**SD-TL** - T joint, mechanical  
**SD-TL-CG** - T joint with cable gripper, mechanical  
**SD-XL** - X joint, mechanical  
**SD-XL-CG** - X joint with cable gripper, mechanical

- End Feed  
(1 live feed required for feed end of track)  
**SD-SF-L-POL** - end feed, polarized, left, straight  
**SD-SF-R-POL** - end feed, polarized, right, straight

- Mounting Kits  
Pendant Mount:  
Power Feed Canopy Kit  
(1 kit for feed end of track, includes 10' mounting cable w/gripper)  
**SD-FCAN-S** - canopy/feed kit with bracket
- Non-Power Feed Canopy Kits/Aircraft Cable  
(1 kit for every 36" of track, 55lbs max load)  
**SD-CAN-L** - canopy kit with sliding suspension bracket  
**636-0264** - canopy kit, black (when suspending to L, T, X Connector with cable gripper)  
**636-0268** - canopy kit, white (when suspending to L, T, X Connector with cable gripper)  
**SD-CABLE** - 10' mounting cable with gripper & sliding suspension bracket  
**614-0004** - aircraft cable (with eyehook) only, 10'

See Mounting example on page 13

- Surface Mount:  
T-Bar Clip Kit  
**SD-916TKIT** - 9/16 T-Bar clip kit  
**SD-1516TKIT** - 15/16 T-Bar clip kit



- Accessories  
**SD-4BLANK-L** - 48" blank to cover track without light module  
**SD-8BLANK-L** - 96" blank to cover track without light module  
**SD-TOOL** - cutting tool for track conductors

Note: All Blank sections are field cuttable

- 2** Finish  
**B** - black  
**W** - white

### Transformer Ordering Information



- 1** Transformer (connect with 18AWG wire, plenum rated cable supplied, 30' max distance fixture to transformer, 120/277 input, 48V DC output)  
**TR-48V100W** - 100W, 48V transformer with enclosure\*, capable of providing 80W of power  
**TR-48V260W** - 260W, 48V transformer with enclosure\*, capable of providing 208W of power  
**TR-48V320W** - 320W, 48V transformer with enclosure\*, capable of providing 256W of power  
**\* Enclosure size: 15 1/16" x 4 5/16" x 2 3/16"**  
**Note: Ensure that the transformer does not exceed 80% of the total wattage in order to maintain its optimal performance.**  
**See pg 13 for voltage drop & max track length information.**

# Slots & Dots

48V Low Voltage Track, Low Profile Pendant/Surface



## PROJECT:

## TYPE:

### Specifications - Track

#### 48V Low Voltage Track

##### Application

48V power supply for Amerlux® track lighting fixtures, 18AWG, 15 Amp

##### Finish

Black or white

##### Construction

Architectural grade, extruded aluminum housing  
Milled grounding bar provides continuous ground contact  
Continuously crimped conductor ensures mechanical strength and electrical reliability

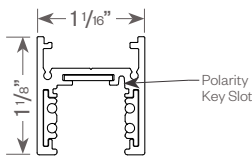
##### Mounting

Surface or pendant mounted  
Max "on center" suspension points, see below

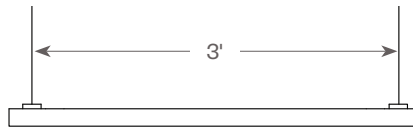
##### Certifications

cUL listed for dry locations only

## TRACK



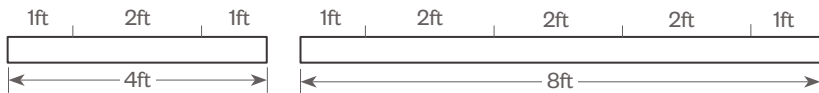
SD-TSL



Max Load: 55 lbs

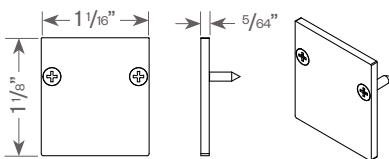
#### SURFACE MOUNT DETAILS

Mount holes 1' from ends and then every 2'.



## END CAPS

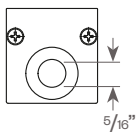
### For SD-TSL Track



SD-EC-TSL

(Required on each end of a track run)

### With Feed hole



SD-EC-F-TSL

(Required when feeding track from the side)

# Slots & Dots

48V Low Voltage Track, Low Profile Pendant/Surface



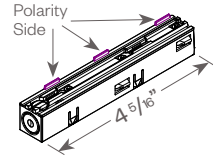
## PROJECT:

## TYPE:

### END FEED

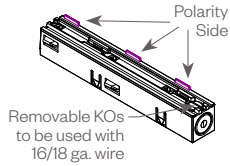
#### End Feed

##### Left Polarity



SD-SF-L-POL

##### Right Polarity

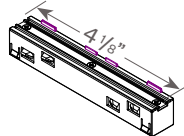


SD-SF-R-POL

### CONNECTORS

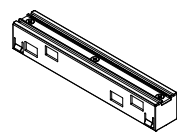
#### Middle Straight Connector

##### Polarized



SD-CNS-POL

##### Mechanical (non-electrical)

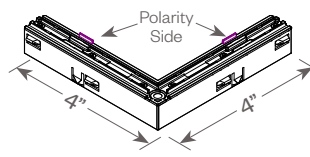


SD-CNS-M

**(Used to create dead ends in between two sections of track)**

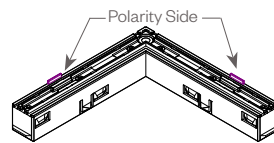
#### L Connector

##### Internal Polarity



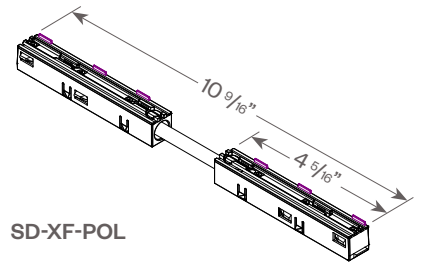
SD-LF-I

##### External Polarity



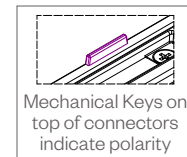
SD-LF-E

#### Flex Connector



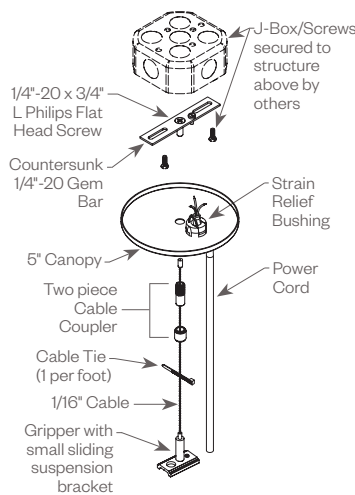
SD-XF-POL

#### Note:



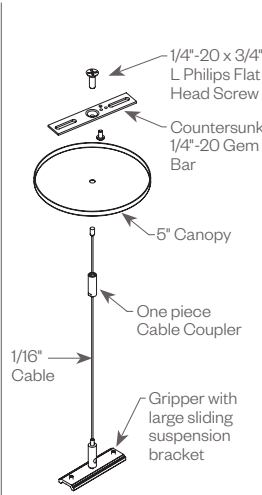
## MOUNTING KITS

### PENDANT MOUNT:



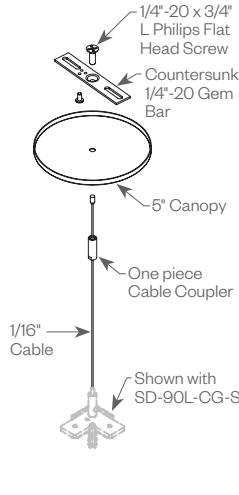
**Power Feed**  
(with sliding suspension bracket)

SD-FCAN-S



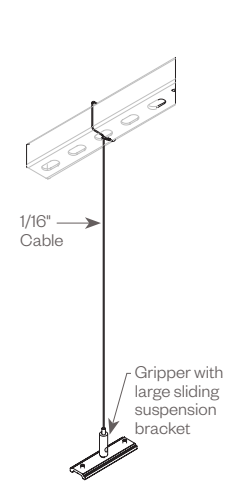
**Non-Power Feed**  
(with sliding suspension bracket)

SD-CAN-L



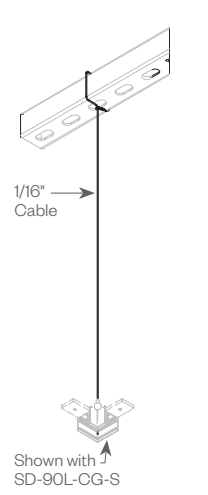
**Non-Power Feed**  
(when suspending to L, T, X Connector with cable gripper)

636-0264 (black)  
636-0268 (white)



**Wrap Around**  
(with sliding suspension bracket)

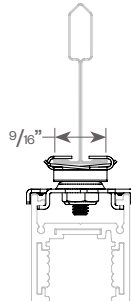
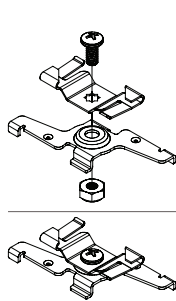
SD-CABLE



**Wrap Around Aircraft Cable only**  
(when suspending to L, T, X Connector with cable gripper)

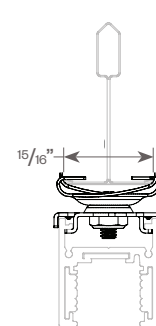
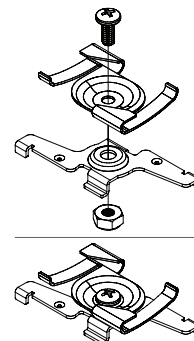
614-0004

### SURFACE MOUNT:



#### 9/16 T-Bar Clip

SD-916TKIT-B (black)  
SD-916TKIT-W (white)



#### 15/16 T-Bar Clip

SD-1516TKIT-B (black)  
SD-1516TKIT-W (white)

# Slots & Dots

48V Low Voltage Track, Low Profile Pendant/Surface

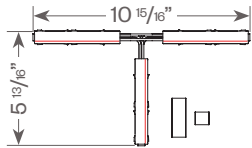


**PROJECT:**

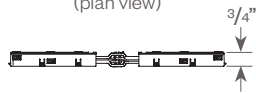
**TYPE:**

## POLARIZED FEEDS

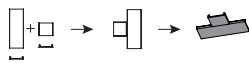
**Polarized T Feed  
(Internal Right)**



(plan view)

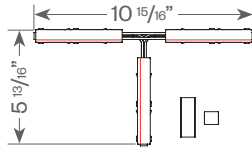



Covers (x2) included

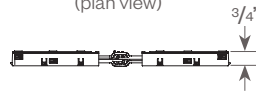


**SD-T-I-R**

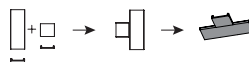
**Polarized T Feed  
(Internal Left)**



(plan view)

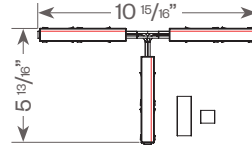


Covers (x2) included

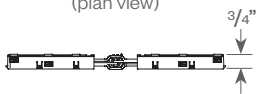


**SD-T-I-L**

**Polarized T Feed  
(External Right)**



(plan view)

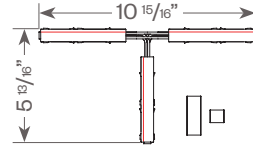


Covers (x2) included

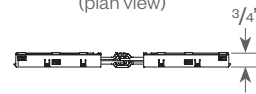


**SD-T-I-E**

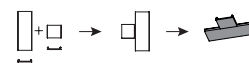
**Polarized T Feed  
(External Left)**



(plan view)

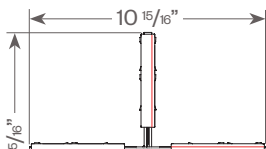


Covers (x2) included

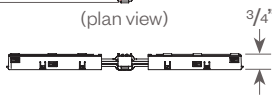


**SD-T-E-L**

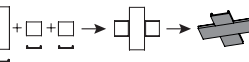
**Polarized X Feed**



(plan view)



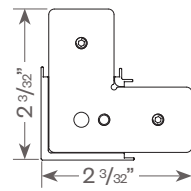
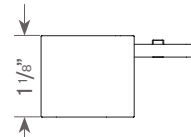
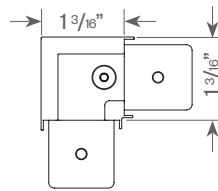
Covers (x3) included



**SD-X**

## MECHANICAL JOINTS

**L - Joint**

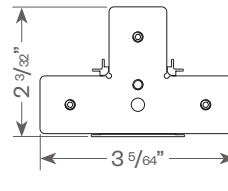
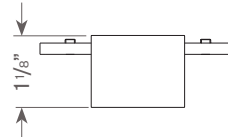
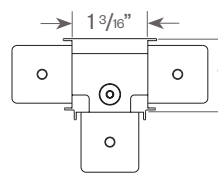


**SD-90L-S**

With Aircraft Cable Gripper attached:

**SD-90L-CG-S**

**T - Joint**

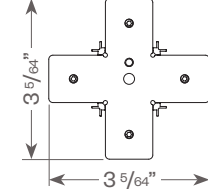
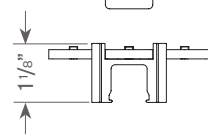
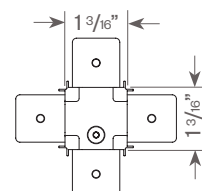


**SD-TL**

With Aircraft Cable Gripper attached:

**SD-TL-CG-S**

**X - Joint**



**SD-XL**

With Aircraft Cable Gripper attached:

**SD-XL-CG-S**

# Slots & Dots

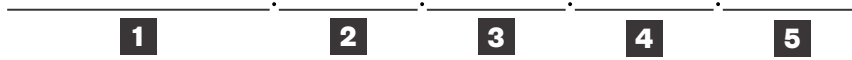
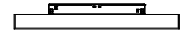
48V Low Voltage Track, Low Profile Pendant/Surface



## PROJECT:

## TYPE:

### SLOTS ORDERING INFORMATION (Linear Modules)



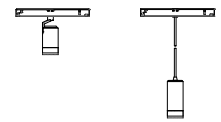
- |   |   |
|---|---|
| <p><b>1</b> <u>Model</u><br/> <b>SLOT-OP</b> - linear segment with opal lens<br/> <b>SLOT-PR*</b> - linear segment with microprismatic lens<br/> <b>SLOT-CO</b> - linear segment with comfort lens<br/> <b>SLOT-30*</b> - linear segment with 30° lens<br/> <b>SLOT-ADJ-CO*</b> - linear segment, adjustable with comfort lens<br/> <b>SLOT-ADJ-30**</b> - linear segment, adjustable with 30° lens<br/> <b>SLOT-ADJ-26x42**</b> - linear segment, adjustable with 26° x 42° lens<br/>                     * Available in 1' &amp; 2' lengths only</p> <p><b>2</b> <u>Length</u><br/> <b>1*</b> - 1' nom. (11 1/4")<br/> <b>2</b> - 2' nom. (22 5/16")<br/> <b>4</b> - 4' nom. (44 7/16")</p> | <p><b>3</b> <u>Color Temp-CRI</u><br/> <b>279*</b> - 2700K-90<br/> <b>309</b> - 3000K-90 (standard)<br/> <b>359*</b> - 3500K-90<br/> <b>409*</b> - 4000K-90</p> <p><b>4</b> <u>Finish</u><br/> <b>B</b> - black (standard)<br/> <b>W*</b> - white</p> <p><b>5</b> <u>Driver</u><br/> <b>DALI</b> - DALI driver, 1% dim<br/> <b>O-10V</b> - O-10V driver, 1% dim</p> |
|---|---|

\* special order, consult factory for lead times

### DOTS ORDERING INFORMATION (Accent Modules)



T24 JA8/Title 24 compliant.



#### Small Accent/Pendant Module Ordering Information

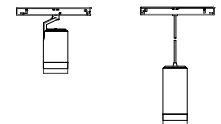


- |  |   |
|--|---|
| <p><b>1</b> <u>Model</u> (7W per accent/pendant head)<br/> <b>DOT-A1L</b> - small accent for low profile track,<br/> <b>DOT-P1</b> - small pendant with 10' field adjustable cord</p> <p><b>2</b> <u>Finish</u><br/> <b>MW</b> - matte white<br/> <b>MB</b> - matte black</p> <p><b>3</b> <u>Beam Spread</u><br/> <b>SP</b> - spot, 13°<br/> <b>NF</b> - narrow flood, 18°<br/> <b>FL</b> - flood, 28°</p> | <p><b>4</b> <u>Color Temp-CRI</u><br/> <b>80 CRI</b>                      <b>90+ CRI</b><sup>T24</sup><br/> <b>35</b> - 3500K-80            <b>279</b> - 2700K-90+<br/> <b>40</b> - 4000K-80            <b>309</b> - 3000K-90+</p> <p><b>5</b> <u>Driver</u><br/> <b>DALI</b> - DALI driver, 1% dim<br/> <b>O-10V</b><sup>T24</sup> - O-10V driver, 1% dim</p> <p><b>6</b> <u>Accessories</u> (not JA8/Title 24 compliant)<br/> <b>AH</b> - accessory holder<br/> <b>HEX</b> - hexcell louver (requires AH)</p> |
|--|---|

#### Large Accent/Pendant Module Ordering Information



T24 JA8/Title 24 compliant.



- |   |   |
|---|---|
| <p><b>1</b> <u>Model</u> (16W per accent/pendant head)<br/> <b>DOT-A2L</b> - large accent for low profile track<br/> <b>DOT-P2</b> - large pendant with 10' field adjustable cord</p> <p><b>2</b> <u>Finish</u><br/> <b>MW</b> - matte white<br/> <b>MB</b> - matte black</p> <p><b>3</b> <u>Beam Spreads</u><br/> <b>SP</b> - spot, 15°                      <b>WF</b> - wide flood, 45°<br/> <b>NF</b> - narrow flood, 22°            <b>VWF</b> - very wide flood, 60°<br/> <b>MFL</b> - medium flood, 25°        <b>LS</b> - linear spread, 60° x 10°<br/> <b>FL</b> - flood, 28°</p> | <p><b>4</b> <u>Color Temp</u><br/> <b>90+ CRI</b><sup>T24</sup><br/> <b>229</b> - 2200K-90+            <b>CRISP</b> - CrispWhite<br/> <b>279</b> - 2700K-90+            <b>3CLA</b> - 3K Class A<br/> <b>309</b> - 3000K-90+<br/> <b>359</b> - 3500K-90+<br/> <b>409</b> - 4000K-90+</p> <p><b>5</b> <u>Driver</u><br/> <b>DALI</b> - DALI driver, 1% dim<br/> <b>O-10V</b><sup>T24</sup> - O-10V driver, 1% dim</p> <p><b>6</b> <u>Options/Accessories</u> (not JA8/Title 24 compliant)<br/>                     (standard front door accepts up to 2 accessories)<br/> <b>SN</b> - snoot (accepts up to 2 accessories or cross blade + 1 accessory)<br/> <b>HEX</b> - hexcell louver<br/> <b>SOL</b> - solite beam softening lens<br/> <b>CB</b> - cross blade (requires snoot)</p> |
|---|---|

# Slots & Dots

48V Low Voltage Track, Low Profile Pendant/Surface



**PROJECT:**

**TYPE:**

## SPECIFICATIONS - LIGHT MODULES

### Slots (Linear Light Module)

#### Application

Hospitality and retail task lighting

#### Construction

Extruded aluminum heatsink  
No exposed wiring

#### Optical

Lens options: Opal, Microprismatic, Comfort or 30°

#### LED

Color Temp Options: 2700K, 3000K, 3500K, 4000K  
CRI: 90 typ.  
Binning: 3 MacAdam (SDCM)  
Life: 50,000+ hrs, > 70% of initial lumens at 50,000 hrs

#### Electrical

Wattage: 6W/ft  
Electronic constant current LED driver, 48V input  
18AWG, 15 Amp

#### Drivers

DALI driver, 1% dimming  
0-10V driver, 1% dim

#### Finish

Powder coat paint, matte black or matte white

#### Mounting

A mechanical adapter allows for a quick and tool-less mounting to Amerlux's 48V track system, which saves times during installation and allows for easy reconfiguration

#### Certifications

cUL listed  
Indoor use only

#### Warranty

5 year limited warranty

### Dots (Accent/Pendant Light Module)

#### Application

Hospitality and retail task lighting

#### Construction

Complete die-cast optical head construction  
No exposed wiring

#### Optical

Tilt: 0-90° (for accent head)  
Rotation: 360°+ (for accent head)  
Beam Spreads: A1/P1: Spot, 13°; Narrow Flood, 18°; Flood, 28°  
A2/P2: Spot, 15°; Narrow Flood, 22°; Medium Flood, 25°; flood, 28°; wide flood, 45°; very wide flood, 60° linear spread, 60° x 10°

#### LED

Color Temp Options\*: 2700K, 3000K, 3500K, 4000K  
CRI\*: 80 typ. or 90+ typ.  
R9 Values: A1/P1: 7 (80 CRI), 77 (90+ CRI)  
A2/P2: 55 (90+ CRI)  
Binning: 3 MacAdam (SDCM)  
Life: 50,000+ hrs, > 70% of initial lumens at 50,000 hrs

\* see ordering page for details

#### Electrical

Wattage: 7W (A1/P1), 16W (A2/P2)  
Electronic constant current LED driver, 48V input  
18AWG, 15 Amp

#### Drivers

DALI driver, 1% dimming  
0-10V driver, 1% dim

#### Finish

Powder coat paint, matte black or matte white

#### Mounting

A mechanical adapter allows for a quick and tool-less mounting to Amerlux's 48V track system, which saves times during installation and allows for easy reconfiguration

#### Certifications

CSA listed  
Indoor use only  
JA8/Title 24 Compliant (see ordering page for options that apply)

#### Warranty

5 year limited warranty

# Slots & Dots

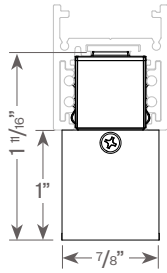
48V Low Voltage Track, Low Profile Pendant/Surface



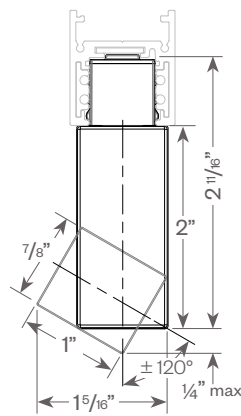
**PROJECT:**

**TYPE:**

## SLOTS

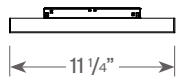


SD-TSL w/SLOT-xx

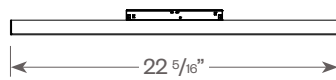


SD-TSL w/SLOT-ADJ-xx

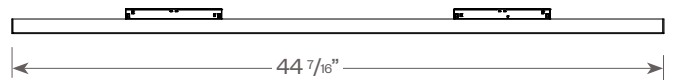
1 FOOT NOMINAL



2 FOOT NOMINAL



4 FOOT NOMINAL



## SLOT - LENSES



Opal  
(SLOT-OP)



Microprismatic  
(SLOT-PR)

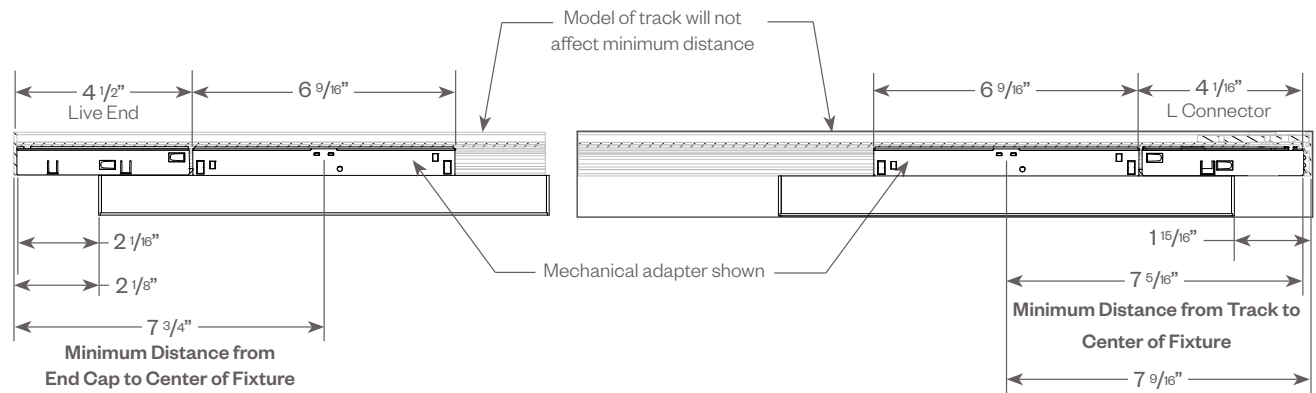


Comfort  
(SLOT-CO)



30°  
(SLOT-30)

## MINIMUM DISTANCE WITH LIVE END & L CONNECTOR





# Slots & Dots

48V Low Voltage Track, Low Profile Pendant/Surface

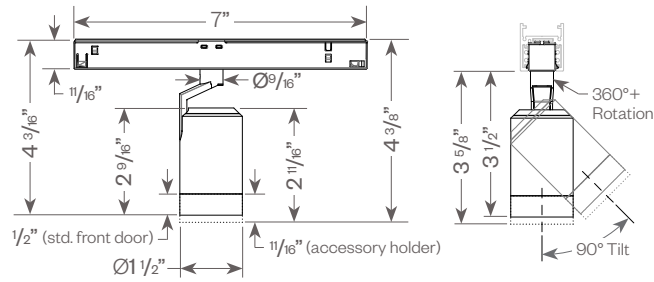


**PROJECT:**

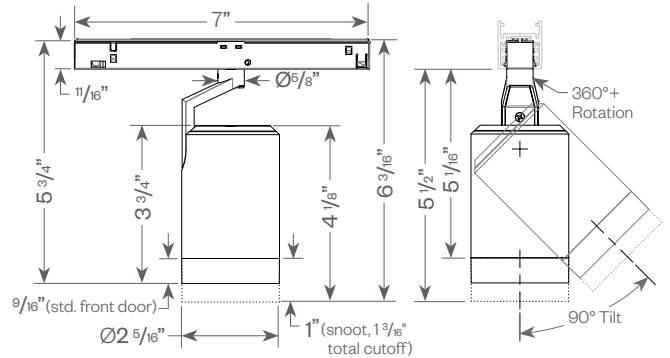
**TYPE:**

## DOTS WITH SD-TSL TRACK (SURFACE/PENDANT LOW PROFILE)

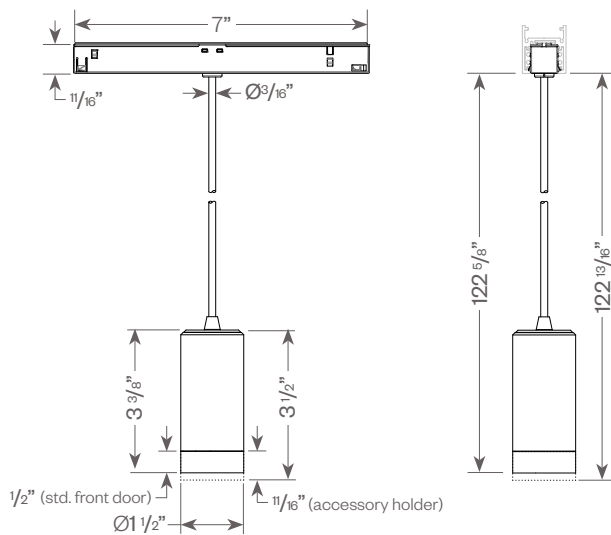
**DOT-A1L**



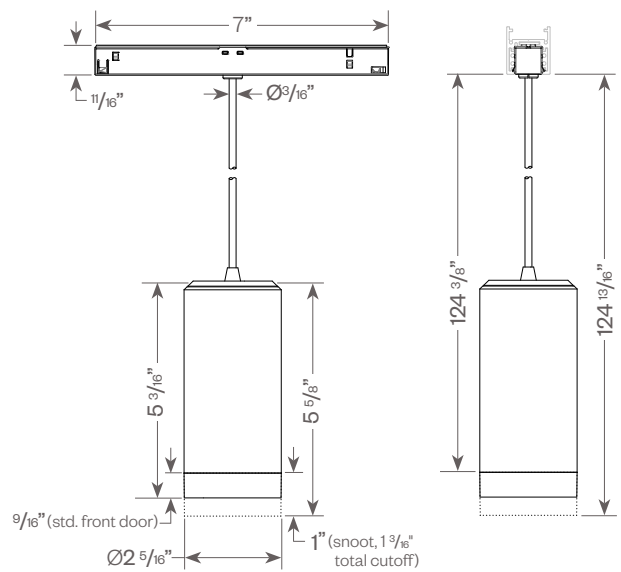
**DOT-A2L**



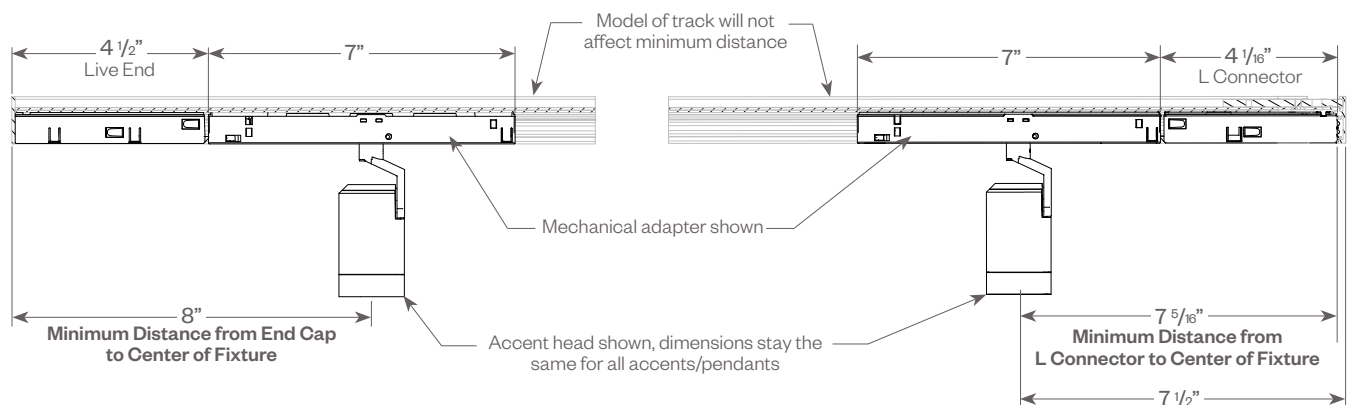
**DOT-P1**



**DOT-P2**



## MINIMUM DISTANCE WITH LIVE END & L CONNECTOR



# Slots & Dots

48V Low Voltage Track, Low Profile Pendant/Surface



Slots & Dots - 48V LVT Low Profile S/P

**PROJECT:**

**TYPE:**

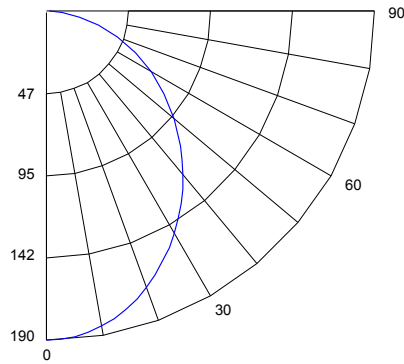
**FIXTURE DATA:** (Complete photometric data (.ies format) available upon request)

**MULTIPLYING FACTORS:** (Multiplying Factor is based on 3000K-90+ 120V IES file on website)

CCT:	2700K-90	3000K-90	3500K-90	4000K-90
Factor:	0.98	1.0	1.03	1.07

**SLOT-OP-1-309**

Total Watts: 6  
Total Lumens: 490  
Lumens/Watt: 81.7



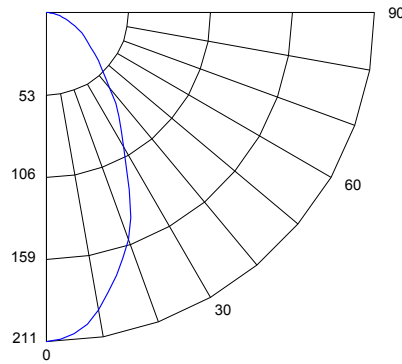
**ZONAL LUMEN SUMMARY**

Zone	Lumens	%Fixt
0-40	228	46.6
0-60	390	79.7
0-90	490	100.0
0-180	490	100.0

**Total Luminaire Efficiency = 82%**

**SLOT-PR-1-309**

Total Watts: 6  
Total Lumens: 343  
Lumens/Watt: 57.2



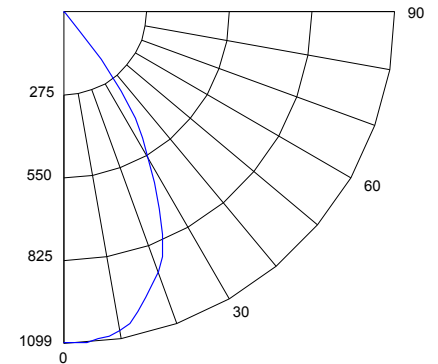
**ZONAL LUMEN SUMMARY**

Zone	Lumens	%Fixt
0-40	209	60.8
0-60	301	87.5
0-90	342	99.7
0-180	343	100.0

**Total Luminaire Efficiency = 57%**

**SLOT-CO-1-309**

Total Watts: 6  
Total Lumens: 511  
Lumens/Watt: 85.2



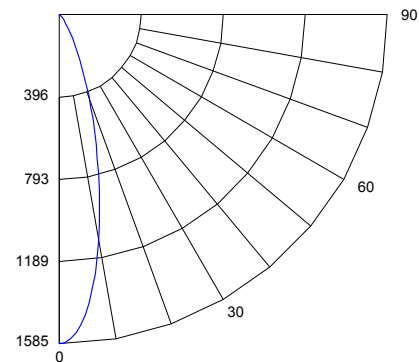
**ZONAL LUMEN SUMMARY**

Zone	Lumens	%Fixt
0-40	488	95.5
0-60	511	99.9
0-90	511	100.0
0-180	511	100.0

**Luminaire Efficacy = 91%**

**SLOT-30-1-309**

Total Watts: 6  
Total Lumens: 527  
Lumens/Watt: 87.8



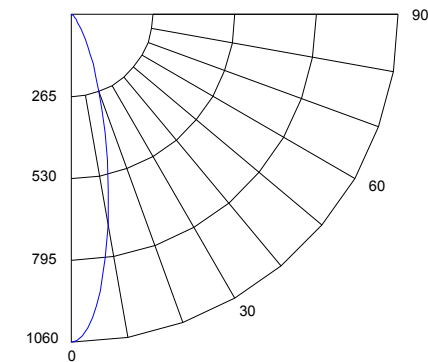
**ZONAL LUMEN SUMMARY**

Zone	Lumens	%Fixt
0-40	492	93.3
0-60	523	99.2
0-90	527	99.7
0-180	527	100.0

**Luminaire Efficacy = 95%**

**SLOT-ADJ-26X42-1-309**

Total Watts: 6  
Total Lumens: 474  
Lumens/Watt: 79



**ZONAL LUMEN SUMMARY**

Zone	Lumens	%Fixt
0-40	428	90.4
0-60	468	98.7
0-90	474	100.0
0-180	474	100.0

**Luminaire Efficacy = 85%**

# Slots & Dots

48V Low Voltage Track, Low Profile Pendant/Surface



**PROJECT:**

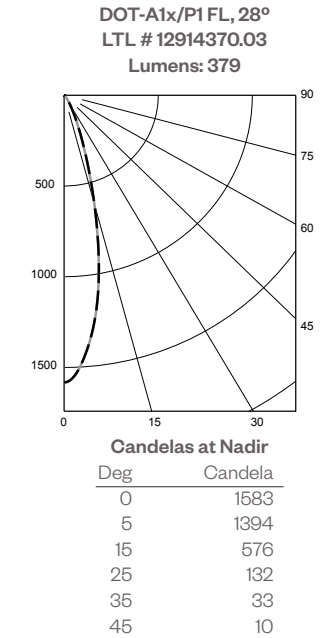
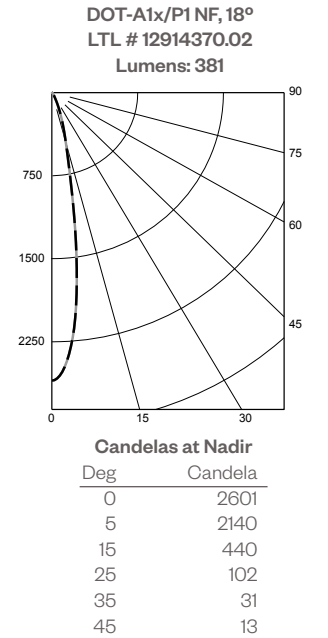
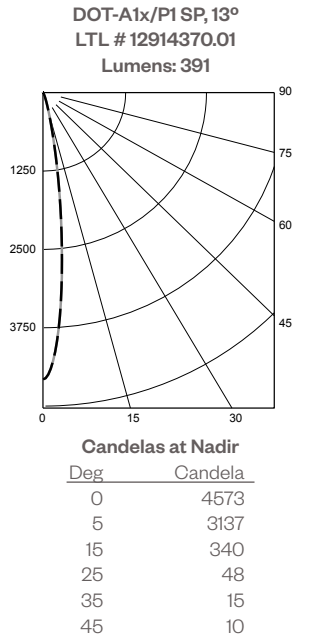
**TYPE:**

**FIXTURE DATA:** (Complete photometric data (.ies format) available upon request)

**MULTIPLYING FACTORS:** (Multiplying Factor is based on 3000K-90+ 120V IES file on website)

CCT:	3500K-80	4000K-80	2700K-90+	3000K-90+
Factor:	1.20	1.25	0.96	1.0

**7W LED, 3000K-90+**



**APPLICATION DATA:**

**0° Aiming Angle Horizontal Footcandles**

	D	FC	L	W
<b>Spot</b>	5.0'	102	1.6	1.6
	7.5'	60	2.2	2.2
	10.0'	38	2.8	2.8
	12.5'	26	3.3	3.3
<b>Narrow Flood</b>	5.0'	71	1.9	1.9
	7.5'	39	2.6	2.6
	10.0'	23	3.3	3.3
	12.5'	16	3.9	3.9
<b>Flood</b>	5.0'	50	2.5	2.5
	7.5'	25	3.4	3.4
	10.0'	15	4.5	4.5
	12.5'	10	5.5	5.5

**Notes and Definitions:**

Beam spread is to 50% center beam candlepower (CBCP).

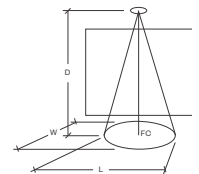
**D**=Distance to floor or wall.

**FC**=Footcandles on floor or wall at center beam aiming location.

**L**=Effective Visual Beam length in feet (50% of maximum footcandle level).

**W**=Effective Visual Beam width in feet (50% of maximum footcandle level).

**CB**=Distance across or down to center beam location.



# Slots & Dots

48V Low Voltage Track, Low Profile Pendant/Surface



**PROJECT:**

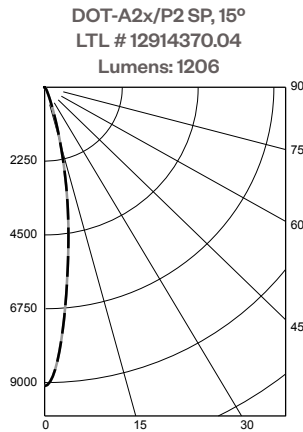
**TYPE:**

**FIXTURE DATA:** (Complete photometric data (.ies format) available upon request)

**MULTIPLYING FACTORS:** (Multiplying Factor is based on 3000K-90+ 120V IES file on website)

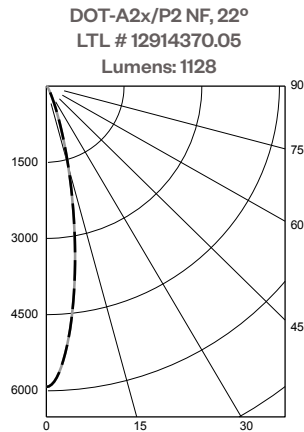
CCT:	2200K-90	2700K-90	3000K-90	3500K-90+	4000K-90+	CRISP	3CLA
Factor:	0.86	0.96	1.0	1.05	1.08	0.76	0.90

**16W LED, 3000K-90+**



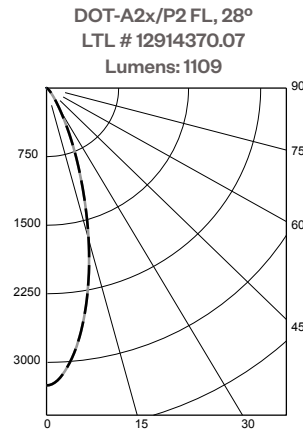
**Candelas at Nadir**

Deg	Candela
0	9104
5	6700
15	1618
25	237
35	74
45	25



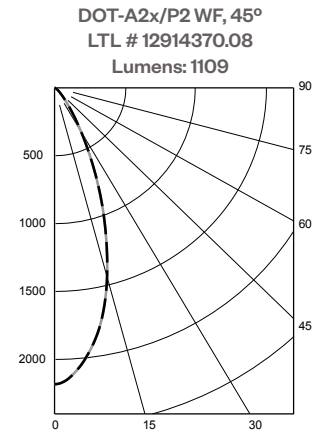
**Candelas at Nadir**

Deg	Candela
0	5921
5	4961
15	1641
25	311
35	87
45	33



**Candelas at Nadir**

Deg	Candela
0	3252
5	2963
15	1629
25	529
35	137
45	46



**Candelas at Nadir**

Deg	Candela
0	2183
5	2061
15	1436
25	660
35	209
45	66

**APPLICATION DATA:**



**0° Aiming Angle**  
**Horizontal**  
**Footcandles**

	D	FC	L	W
<b>Spot</b>	5.0'	232	2.0	2.0
	7.5'	126	2.7	2.7
	10.0'	77	3.3	3.3
	12.5'	52	4.0	4.0
<b>Narrow Flood</b>	5.0'	174	2.3	2.3
	7.5'	90	3.1	3.1
	10.0'	54	3.9	3.9
	12.5'	35	4.8	4.8
<b>Flood</b>	5.0'	109	2.9	2.9
	7.5'	53	3.9	3.9
	10.0'	31	5.2	5.2
	12.5'	20	6.5	6.5
<b>Wide Flood</b>	5.0'	77	3.4	3.4
	7.5'	37	4.9	4.9
	10.0'	21	6.5	6.5
	12.5'	14	8.0	8.0

**Notes and Definitions:**

Beam spread is to 50% center beam candlepower (CBCP).

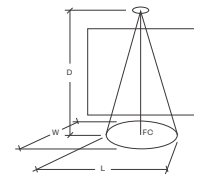
**D**=Distance to floor or wall.

**FC**=Footcandles on floor or wall at center beam aiming location.

**L**=Effective Visual Beam length in feet (50% of maximum footcandle level).

**W**=Effective Visual Beam width in feet (50% of maximum footcandle level).

**CB**=Distance across or down to center beam location.



# Slots & Dots

48V Low Voltage Track, Low Profile Pendant/Surface



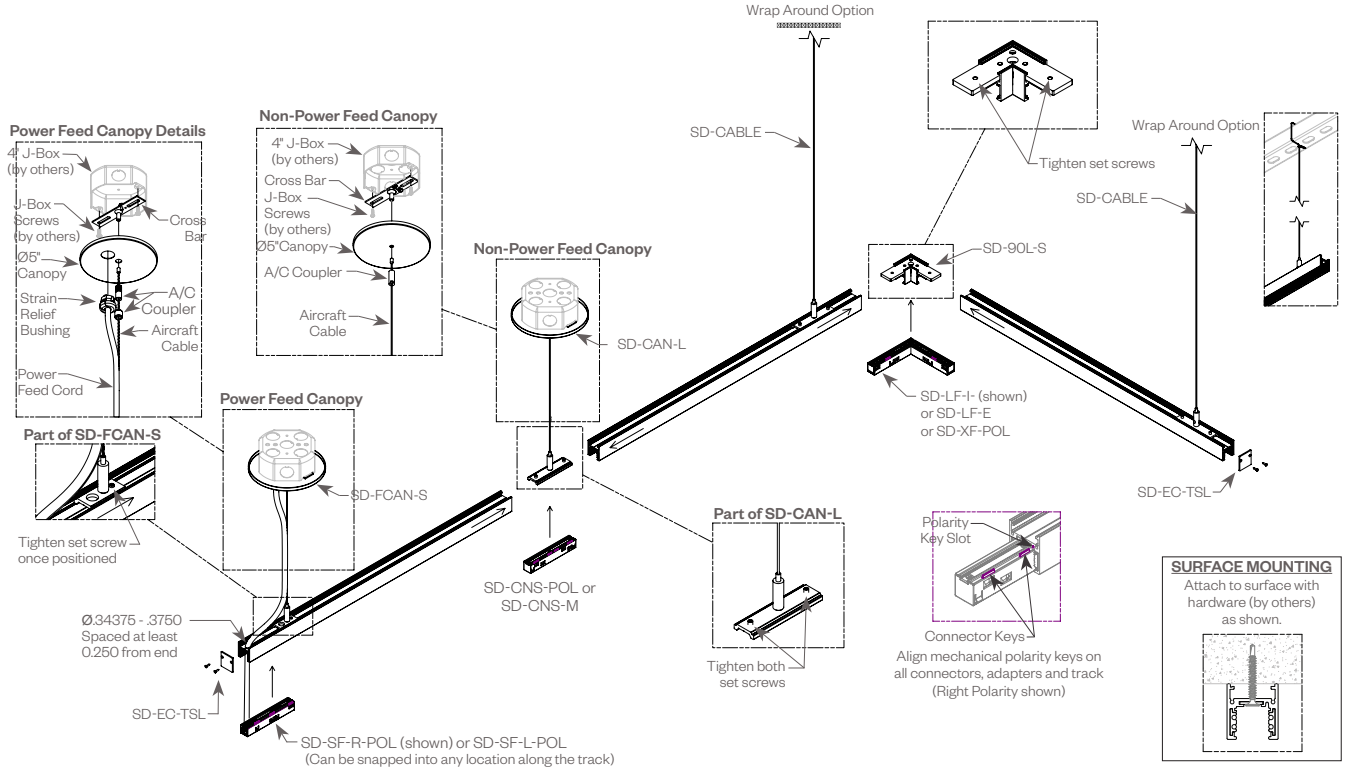
## PROJECT:

## TYPE:

### TSL TRACK BREAKDOWN

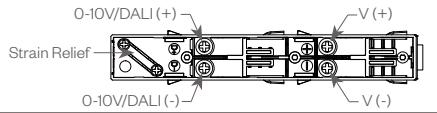
**NOTES:** 1. Junction Box not included for canopy mounting

2. 48V Transformer is remote mounted no further than 30'. Wires from transformer to J-Box are to be 18 ga.

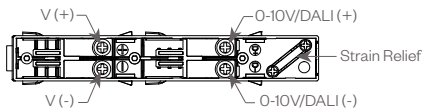


### END FEED WIRING

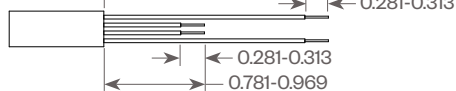
#### Left End Feed



#### Right End Feed

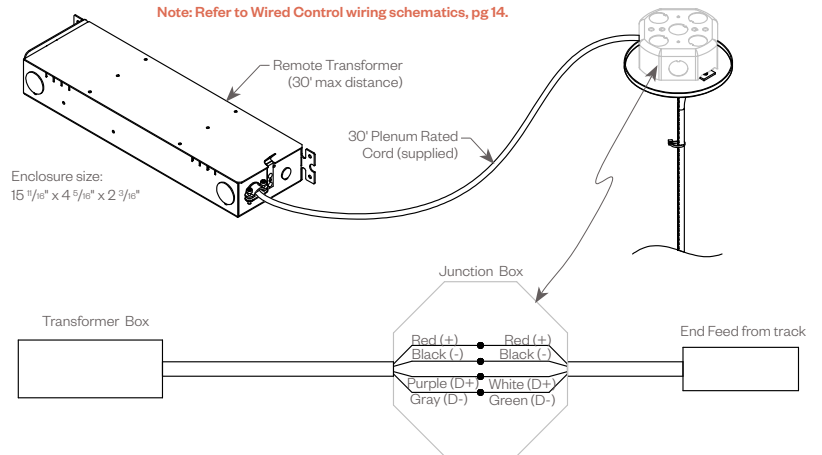


#### Wire Details



### PENDANT WIRING

Note: Refer to Wired Control wiring schematics, pg 14.



### VOLTAGE DROP

Maximum allowed track length for a 30' plenum rated cable supplied by Amerlux according to the selected wattages.

Power Supply (W)/	Max.Track Length (ft)
100W	750
260W	200
320W	150

Voltage drop approximately 12.5%, 6V

**Note: Ensure that the transformer does not exceed 80% of the total wattage in order to maintain its optimal performance.**

# Slots & Dots

48V Low Voltage Track, Low Profile Pendant/Surface



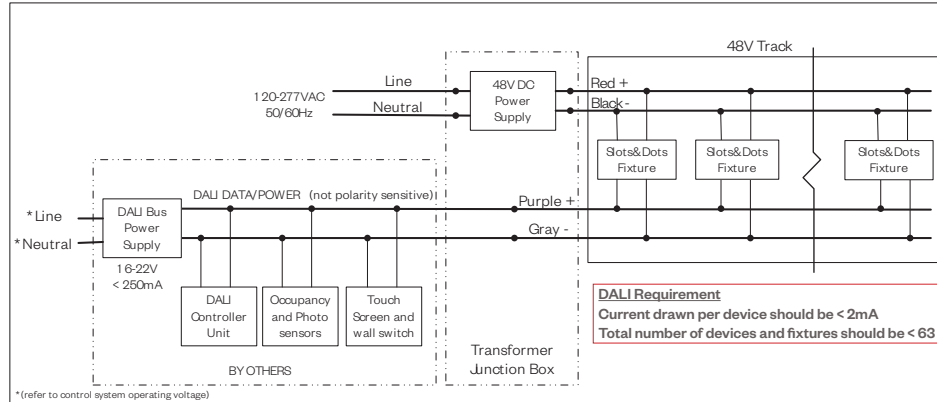
**PROJECT:**

**TYPE:**

## DIMMING COMPATIBILITY:

Amerlux® Slots & Dots 48V system is compatible with DALI system. Please see below for wiring diagrams. Amerlux recommends testing your unique dimming configuration as the exact full configuration (Dimmer, Fixture Quantity, Voltage, etc) may affect dimming performance.

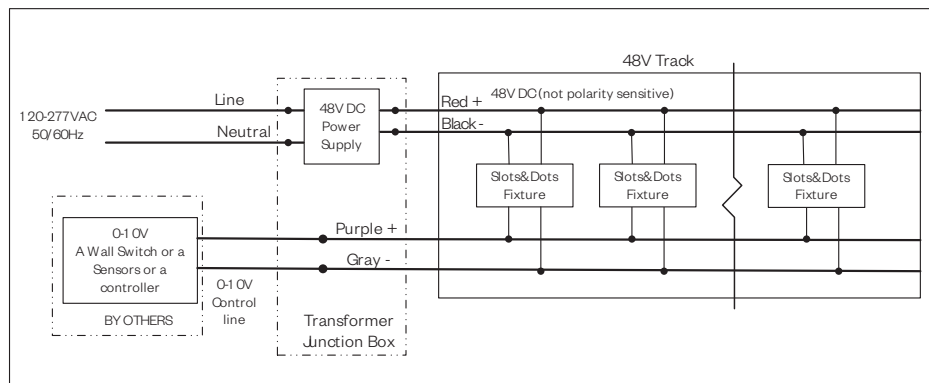
### WIRED CONTROL - DALI



### SUGGESTED SWITCHES FOR WIRED CONNECTION

Manufacturer	Model	
Loytec DALI PSU	L-DALI-PWR2-U	DALI Bus Power Supply, 85-240VAC input, 2 channel DALI PSU, 116 mA per channel
Loytec Controller	L-DALI-ME204-U	DALI Controller, 4 channel DALI
Loytec Controller	L-DALI-ME201-U	DALI Controller, 1 DALI channel with integrated DALI power supply
B.E.G	PP-DALI-PS	DALI Bus Power Supply, 120-277VAC input, 100 mA bus power

### WIRED CONTROL - 0-10V



#### Notes:

- 120V or 277V\*
- Dims down to 1% light output
- Requires interface to turn off power to driver
- Consult Dimming manufacturer for installation instructions - DO NOT SHARE NEUTRALS!

#### Compatible Dimmers†:

##### Wall Box

Lutron "Diva" - DVTV with PP-120H Interface  
Leviton Renoir II 0-10V

##### Central System

Lutron Grafik Eye with GRX-TVI Interface

#### Notes:

- \* Driver is 277V dimmable with appropriate dimmer (by others). All provided wiring diagrams show 120V wiring colors and method. Please refer to 277V dimmer installation instructions for 277V wiring diagrams.
- † The absence of a dimmer from the lists above does not imply incompatibility. Please consult factory for compatibility inquiries.