

Quick Grid II

2" x 2"

Features

Amerlux's Quick Grid II system gives you the ability to create a ceiling effect to provide people scale in high-ceiling spaces. This system is ideal for floral and produce areas in supermarket environments. Quick Grid II is available in a 2" x 2" size and can be installed in straight runs or configured in patterns using the available components and accessories.

Product Overview

Type:	Quick Grid II Beam System
Sizes:	2" x 2"
Mounting:	Aircraft Cable, Stem Mount, Threaded Rod Suspension
Track Capacity:	Accepts 1, 2 or 3 circuit Global Track Systems



PROJECT:

TYPE:

Electrical Data for Track Sections

Track	Voltage
Single Circuit	120V
Multiple Circuit	120V or 277V

20 Amps per circuit



Quick Grid II

2" x 2"



PROJECT:

TYPE:

Quick Grid Ordering Information

Grid Layouts: _____
1 2 3 4

Straight Runs: _____
1 2 3 4 5

Grid Layouts:

- 1** Model
QG-II-2X2-TRK-2' - 2' nominal 2" x 2" track section
QG-II-2X2-TRK-4' - 4' nominal 2" x 2" track section
QG-II-2X2-TRK-6' - 6' nominal 2" x 2" track section
QG-II-2X2-TRK-8' - 8' nominal 2" x 2" track section
QG-II-2X2-B-2' - 2' nominal 2" x 2" blank section
QG-II-2X2-B-4' - 4' nominal 2" x 2" blank section
QG-II-2X2-B-6' - 6' nominal 2" x 2" blank section
QG-II-2X2-B-8' - 8' nominal 2" x 2" blank section

2 Finish (for QG model)

- 1 - silver texture
2 - black texture
3 - white texture

3 Track (for track (TRK) sections only)

- GES** - 1 circuit Global track, 120V
TEK - 2 circuit/2 neutral Global track, 120V
XTS - 3 circuit Global track, 120V
HTEK - 2 circuit/2 neutral Global track, 277V

4 Finish (for Track)

- 1 - gray (matches ST finish on QG model)
2 - black (matches BT finish on QG model)
3 - white (matches WT finish on QG model)

See next page for ordering connectors and suspension type.

Straight Runs:

- 1** Model
QG-II-2X2-TRK - 2" x 2" track section
QG-II-2X2-B - 2" x 2" blank section
- 2** Length
_____ - specify overall length (to nearest foot)
- 3** Finish (for QG model)
1 - silver texture
2 - black texture
3 - white texture
- 4** Track (for track (TRK) sections only)
GES - 1 circuit Global track, 120V
TEK - 2 circuit/2 neutral Global track, 120V
XTS - 3 circuit Global track, 120V
HTEK - 2 circuit/2 neutral Global track, 277V
- 5** Finish (for Track)
1 - gray (matches ST finish on QG model)
2 - black (matches BT finish on QG model)
3 - white (matches WT finish on QG model)

Quick Grid II

2" x 2"



PROJECT:

TYPE:

Connector/Suspension Ordering Information

1

1

Model

2x2 with Aircraft Cable Suspension

610-0050Kxx - starter bracket kit

610-0051Kxx - T-Connector Kit

610-0052Kxx - L-Connector Kit

610-0053Kxx - X-Connector Kit

602-0152Kxx - Straight Connector Kit

301-1967 - Sliding Suspension Kit

2x2 with Threaded Rod Suspension

610-1033Kxx - starter bracket kit

610-1031Kxx - T-Connector Kit

610-1030Kxx - L-Connector Kit

610-1032Kxx - X-Connector Kit

602-1034Kxx - Straight Connector Kit

636-0166K - Sliding Suspension Kit

636-0578 - power feed canopy, white

636-0579 - power feed canopy, black

636-0264 - non-power feed canopy, black

636-0268 - non-power feed canopy, white

301-19362 - non-power feed, wrap around structure, black

301-19363 - non-power feed, wrap around structure, white

618-0027* - 12/3 power feed cable, black

618-0032* - 12/3 power feed cable, white

618-0029* - 12/5 power feed cable, black

618-0049* - 12/5 power feed cable, white

602-0247K - hooker bracket kit

xx - specify finish (-BT, -WT, -ST); * specify length

Quick Grid II

2" x 2"



PROJECT:

TYPE:

Specifications

Application

Create a beam ceiling effect to provide people scale in high ceiling spaces. Ideal for supermarket floral and produce areas.

Construction

Extruded aluminum housing
Choice of 2" x 2" profile
Can accept 1, 2 or 3 circuit Global track systems

Electrical

For Track Sections:

Single circuit, 120V
Multiple circuit, 120V or 277V
20 Amps per circuit

Finish

Black, white or gray finishes standard
Consult factory for other finishes

Mounting

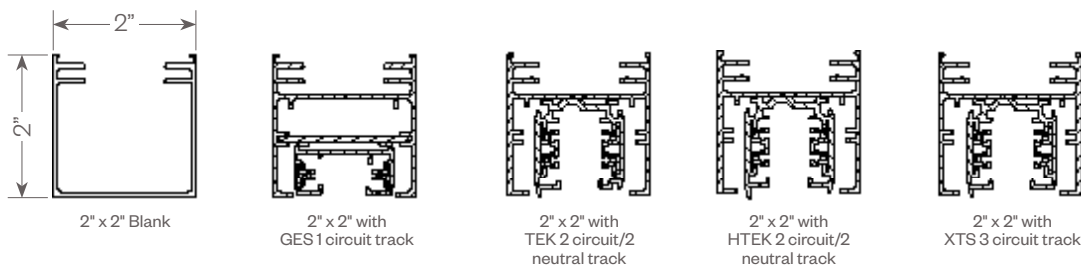
Aircraft cable and threaded rod options available. 8' max O.C. suspension points.

Certifications

cUL listed

Note: Live End is provided at beginning of run for field wiring flexibility. Live End reverse is provided at end of run and Straight Connectors are provided at all blind splice connections.
Suspension is required at all connectors with aircraft cable or threaded rod.
For Straight Runs: Suspension to be at beginning and end of run and at all blind splice connections. Order AC-10 or AC-20 as required. Order straight runs by overall length. Maximum length per individual section will be 8 feet.
For mixed runs of track and blank sections, provide layout sketch. Amerlux will create drawing and provide bill of materials.

2" x 2" Quick Grid



Quick Grid II

2" x 2"

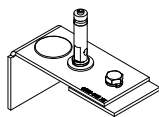
PROJECT:

TYPE:

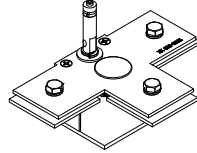
AIRCRAFT CABLE SUSPENSION

2" x 2" components

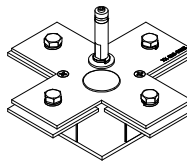
Specify finish after part number (WT/BT/ST). Example: 610-0050KWT



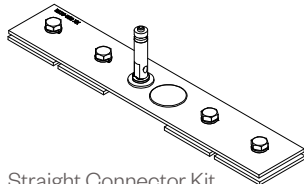
Starter Bracket
610-0050K



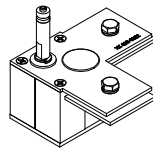
T-Connector Kit
610-0051K



X-Connector Kit
610-0053K



Straight Connector Kit
602-0152K



L-Connector Kit
610-0052K

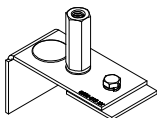


Sliding Suspension Kit
301-1967
(No finish)

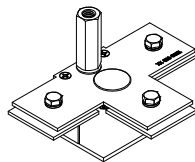
THREADED ROD SUSPENSION (Threaded Rod supplied by others)

2" x 2" components

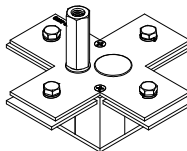
Specify finish after part number (WT/BT/ST). Example: 610-1033KWT



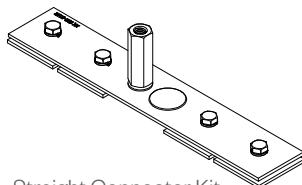
Starter Bracket
610-1033K



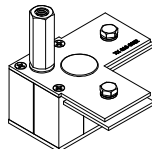
T-Connector Kit
610-1031K



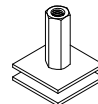
X-Connector Kit
610-1032K



Straight Connector Kit
610-1034K



L-Connector Kit
610-1030K



Sliding Suspension Kit
636-0166K
(No finish)

CANOPIES (Cannot Be Used For Threaded Rod)

A: POWER FEED CANOPY*

636-0578 (white)
636-0579 (black)

B: NON-POWER FEED CANOPY*

636-0264 (black)
636-0268 (white)

C: NON-POWER FEED OPTION - WRAP AROUND STRUCTURE*

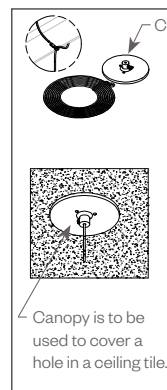
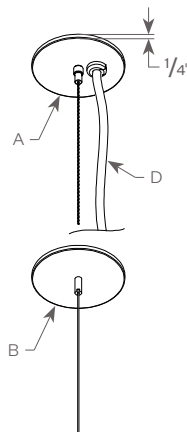
301-19362 (black)
301-19363 (white)

D: POWER FEED CABLE (ordered separately)

618-0029-XXX.XX (12/3 cord, white)
618-0032-XXX.XX (12/3 cord, black)
618-0027-XXX.XX (12/5 cord, white)
618-0049-XXX.XX (12/5 cord, black)

Example: 618-0029-120.00
Power Feed Cable, White, 10' long

* 20' Aircraft Cable Standard



ACCESSORIES

602-0247K: HOOKER BRACKET KIT
TO BE USED FOR BLANK SECTIONS

