

GLOBAL TRACK 1 CIRCUIT

INTERNATIONAL

I-GB

APPLICATION:

Power supply for Amerlux lighting fixtures

CONSTRUCTION:

Architectural grade, extruded aluminum housing
 Milled grounding bar provides continuous ground contact
 Continuously crimped conductor ensures mechanical strength and electrical reliability
 Black, white or grey

MOUNTING:

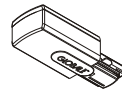
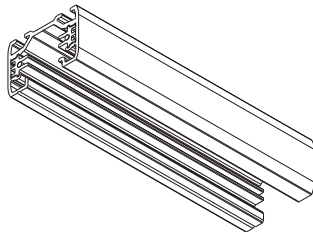
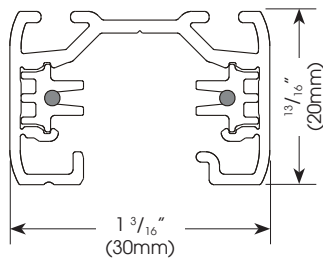
Surface mount only, max. 4' O.C. suspension points

LABELING:

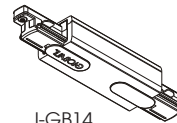


PROJECT:

TYPE:



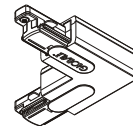
I-GB11
I-GB12



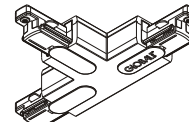
I-GB14



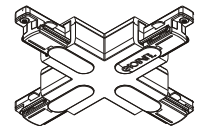
I-GB21



I-GB34



I-GB40



I-GB38



I-GB41

ELECTRICAL

1 circuit, 220-240v
 20 amps

ORDERING INFORMATION:

Amerlux reserves the right to change details that do not affect overall function and performance.

TRACK Model		Finish	COMPONENTS (ORDERED SEPARATELY) Model		Finish
I-GB2100 (1000MM)	1 - grey		I-GB11 - end feed	1 - grey	
I-GB2200 (2000MM)	2 - black		I-GB12 - mirror end feed	2 - black	
I-GB2300 (3000MM)	3 - white		I-GB14 - middle/center feed	3 - white	
			I-GB21 - linear/straight coupler		
			I-GB34 - L connector, adj polarity		
			I-GB38 - X connector		
			I-GB40 - T connector, adj polarity		
			I-GB41 - dead end		

Track Example: I-GB2100-3

Component Example: I-GB11-3

Cat #: