

MURRO LED WALL WASH

HORIZONTAL TRACK HEAD LED INTERNATIONAL

I-MURH
LED



APPLICATION

Wall wash lighting for retail, commercial & hospitality environments

CONSTRUCTION:

Die-cast heatsink
Extruded driver enclosure
No exposed wiring
Powder coat paint

ELECTRICAL:

Electronic constant current LED driver, 240v input
ELV and Triac dimming standard

This product complies with IEEE C62.41 for surge endurance up to 2.5KV. Amerlux® recommends using additional surge protection with this unit (supplied by others), surge damage is not covered by warranty.

OPTICS:

0-180° tilt, 180° rotation
Wall wash beam spread
LED:
Color Temp Options: 2700K, 3000K, 3500K, 4000K
CRI: 83 typ. (2700K, 3000K, 3500K, 4000K)
90+ typ. (2700K, 3000K)
CrispWhite LED available
R9 Values: 11 (83CRI), 55 (90+CRI)
Binning: 3 MacAdam
Lumen Maintenance: >70% of initial lumens @ 50,000 hrs
Lumen Output: 19w 2114 lm, 111.3 lpw
31w 3203 lm, 102.7 lpw

MOUNTING:

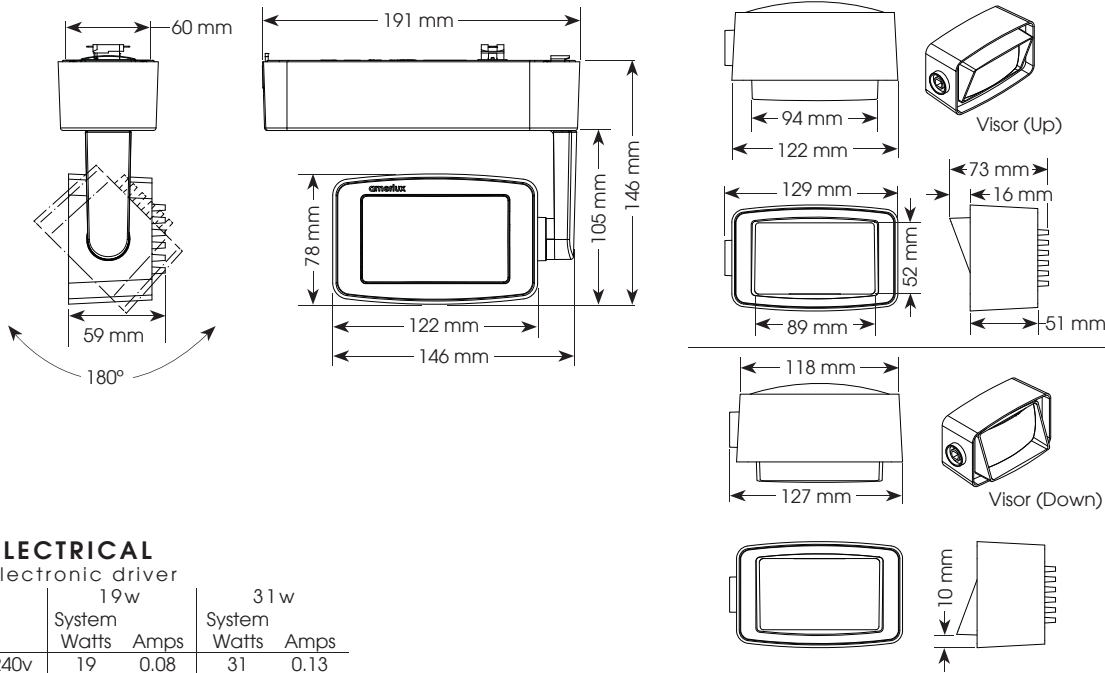
Track mounting
- Not for use on vertically mounted track

LABELING:

CE pending
Dry location

PROJECT:

TYPE:




Electrostatic sensitive device,
observe precautions for
handling

ELECTRICAL

Electronic driver

| | 19w | | 31w | |
|------|--------------|------|--------------|------|
| | System Watts | Amps | System Watts | Amps |
| 240v | 19 | 0.08 | 31 | 0.13 |

ORDERING INFORMATION:

| Model | Wattage | Lamp Type | Finish | Mounting | Voltage | Beam Spread | Color Temp (CCT-CRI) | Listing Code | Options |
|--------|----------|-----------|---|---|---------|----------------|--|--------------|--------------------------------------|
| I-MURH | 19 31 | LED | WT - white texture BT - black texture ST - silver texture - (other RAL) | GB67 - Global 1 cir GA100 - Global 3 cir | 240 | WW - wall wash | 27 - 2700K-83 30 - 3000K-83 35 - 3500K-83 40 - 4000K-83 279 - 2700K-90+ 309 - 3000K-90+ CRISP - CrispWhite | CE | VISU - visor up VISD - visor down |

3 year limited warranty
AMERLUX INTERNATIONAL
(see website for details)

Example: I-MURH-31-LED-WT-GB67-240-WW-30-CE

Cat #:

Amerlux reserves the right to change details that do not affect overall function and performance.



MURRO LED WALL WASH

HORIZONTAL TRACK HEAD LED INTERNATIONAL

I-MURH
LED



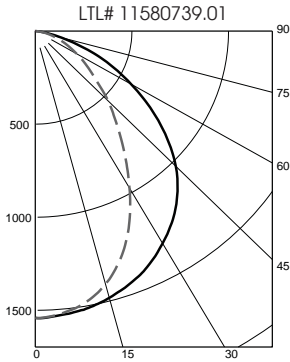
TYPE:



FIXTURE DATA: For 19w data, multiply by 0.66
 CCT Correction Factors: 2700-83 = 0.96; 3500-83 = 1.02; 4000-83 = 1.04
 2700-90+ = 0.80; 3000-90+ = 0.83; CRISP = 0.65

Complete photometric data (.ies format) available upon request.

MURRO LED WALL WASH 31W 3000K
 Source: 1 white LED array Lumens: 3,203
 Track Mounting



ZONAL LUMEN SUMMARY

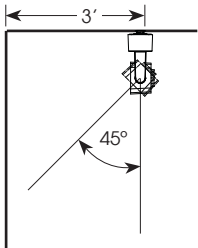
| Zone | Lumens | %Fixt |
|--------|--------|-------|
| 0-40 | 1763 | 55.0 |
| 0-60 | 2768 | 86.4 |
| 0-90 | 3203 | 100.0 |
| 60-90 | 244 | 8.52 |
| 90-180 | 0 | 0.00 |

Efficacy (Lm/W = 102.7)

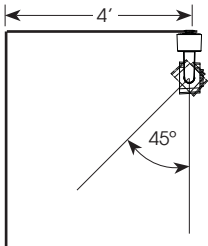
APPLICATION DATA:

Footcandles on Wall

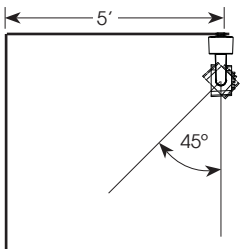
Footcandles are average and rounded off.
 Data for multiple units are based on a minimum of five units.



| | 6' | | | | | | | | |
|-----------------------|------|-----|-----|----|----|----|----|-----|-----|
| Distance from ceiling | 0.5' | 93 | 94 | 72 | 54 | 53 | 70 | 93 | 94 |
| | 1.5' | 117 | 119 | 93 | 72 | 71 | 91 | 117 | 118 |
| | 2.5' | 92 | 93 | 80 | 68 | 67 | 79 | 92 | 92 |
| | 3.5' | 63 | 63 | 58 | 54 | 54 | 58 | 63 | 63 |
| | 4.5' | 43 | 43 | 42 | 40 | 40 | 42 | 42 | 42 |
| | 5.5' | 30 | 30 | 30 | 29 | 29 | 30 | 30 | 30 |
| | 6.5' | 23 | 23 | 22 | 22 | 22 | 22 | 22 | 22 |
| | 7.5' | 18 | 18 | 18 | 17 | 17 | 17 | 17 | 17 |
| | 8.5' | 14 | 14 | 14 | 14 | 14 | 14 | 14 | 14 |



| | 8' | | | | | | | | | | |
|-----------------------|------|----|----|----|----|----|----|----|----|----|----|
| Distance from ceiling | 0.5' | 51 | 51 | 43 | 34 | 29 | 29 | 34 | 43 | 51 | 51 |
| | 1.5' | 68 | 68 | 57 | 45 | 38 | 38 | 45 | 57 | 68 | 68 |
| | 2.5' | 64 | 64 | 56 | 47 | 41 | 41 | 47 | 56 | 64 | 64 |
| | 3.5' | 51 | 51 | 47 | 41 | 38 | 38 | 41 | 47 | 51 | 50 |
| | 4.5' | 38 | 38 | 36 | 34 | 32 | 32 | 33 | 36 | 38 | 38 |
| | 5.5' | 29 | 29 | 28 | 27 | 26 | 26 | 27 | 28 | 28 | 28 |
| | 6.5' | 22 | 22 | 22 | 21 | 21 | 21 | 21 | 22 | 22 | 22 |
| | 7.5' | 18 | 18 | 17 | 17 | 17 | 17 | 17 | 17 | 17 | 17 |
| | 8.5' | 15 | 15 | 15 | 14 | 14 | 14 | 14 | 14 | 14 | 14 |



| | 8' | | | | | | | | | | |
|-----------------------|------|----|----|----|----|----|----|----|----|----|----|
| Distance from ceiling | 0.5' | 35 | 35 | 32 | 28 | 26 | 26 | 28 | 32 | 35 | 35 |
| | 1.5' | 46 | 46 | 42 | 37 | 34 | 34 | 37 | 42 | 46 | 46 |
| | 2.5' | 49 | 49 | 45 | 41 | 38 | 38 | 41 | 45 | 49 | 49 |
| | 3.5' | 44 | 44 | 42 | 39 | 37 | 37 | 39 | 42 | 44 | 44 |
| | 4.5' | 37 | 37 | 35 | 34 | 33 | 33 | 34 | 36 | 37 | 37 |
| | 5.5' | 30 | 30 | 30 | 30 | 28 | 28 | 29 | 30 | 30 | 30 |
| | 6.5' | 24 | 24 | 24 | 24 | 23 | 23 | 24 | 24 | 24 | 24 |
| | 7.5' | 20 | 20 | 20 | 20 | 20 | 20 | 20 | 20 | 20 | 20 |
| | 8.5' | 16 | 17 | 17 | 17 | 17 | 17 | 17 | 17 | 17 | 17 |