

# Evolve<sup>®</sup> 4.75"

Square Adjustable HP




## Features

The second generation Evolve 4.75 now incorporates a High Performance LED module providing impressive performance, higher lumen delivery and consistent color. Features the fit, finish and attention to detail of the existing Evolve line that you've loved since its introduction in 2006. Available in Round or Square aperture. Suitable for a variety of lighting schemes featuring general accent task and display applications Evolve 4.75" HP gives architects and lighting designers the flexibility to complete sustainable lighting designs.

## Product Overview

Fixture Type:	Recessed Adjustable
Wattage:	11, 18, 20
Color Temp:	2700K, 3000K, 3500K, 4000K
CRI:	83 typ. (2700K, 3000K, 3500K, 4000K) 90+ typ. (2700K, 3000K) CrispWhite LED Available (18W max)
Dimming:	ELV & TRIAC (120/277VAC) Lutron Hi-lume <sup>®</sup> H Series/EcoSystem - 1% dim with soft on, fade to black, 120/277VAC 0-10V (120/277VAC) - 1% Dim DALI dimming - 1% Dim



Trimmed

## PROJECT:

## TYPE:



Trimless

## Fixture Type

Round/Square	New Construction	Trim	Trimless
Yes	Yes	Yes	Yes

See separate spec sheet for Round trim

## Electrical Data

	11W		18W*		20W*	
	System Watts	Amps	System Watts	Amps	System Watts	Amps
120V	11	0.09	18	0.15	20	17
277V	11	0.04	18	0.06	20	07

Electronic constant current LED driver

11W is inherently protected

\*18W & 20W Includes thermal protector, 2w power consumption



# Evolve® 4.75"

4.75" Square Adjustable HP



## PROJECT:

## TYPE:

### Housing/Frame Ordering Information

1	2	3	4	5	6	7	8
<b>1</b> <u>Model</u> For New Construction <b>E4.75SA-HP-NC-A17<sup>†</sup></b> (New Construction) <b>E4.75SA-HP-CP-A17<sup>†</sup></b> (Chicago Plenum (CCEA)) <b>E4.75SA-HP-IC-A17<sup>†</sup></b> (Insulated Ceiling/air tight, 11W & 18W only)	<b>2</b> <u>Style</u> T - trimmed TL - trimless (not available for use with Grid ceiling)	<b>3</b> <u>Wattage</u> 11 18 20 (not available for use with IC housing)	<b>4</b> <u>Voltage</u> 120 277 120/277 (for use with IC housing only)	<b>5</b> <u>Beam Spreads</u> SP - spot, 15° NF - narrow flood, 22° MFL - medium flood, 25° FL - flood, 28° WF - wide flood, 45°	<b>6</b> <u>Color Temp</u> 83 CRI                      90+ CRI <b>27</b> - 2700K-83 <b>229</b> - 2200K-90+ <b>CRISP</b> - CrispWhite (18W max) <b>30</b> - 3000K-83 <b>279</b> - 2700K-90+ <b>35</b> - 3500K-83 <b>309</b> - 3000K-90+ <b>3CLA</b> - 3K Class A <b>40</b> - 4000K-83 <b>359</b> - 3500K-90+ <b>409</b> - 4000K-90+	<b>7</b> <u>Driver</u> (for non-dimming, select LE/TE option) <b>LE/TE</b> - TRIAC/ELV dimming <b>HILUME-H-ECO</b> - Lutron Hi-lume® H Series, EcoSystem, 1% dim with soft on, fade to black <b>0-10V</b> - 0-10V dimming, 1% dim <b>DALI</b> - DALI dimming, 1% dim	<b>8</b> <u>Options</u> <b>HB49</b> - hanger bars from min 29" to max 49"

### Trim Ordering Information

E4.75SA-HP-A17		
1	2	3
<b>1</b> <u>Model</u> <b>E4.75SA-HP-A17<sup>†</sup></b>	<b>2</b> <u>Style</u> T - trimmed TL - trimless (not available for use with Grid ceiling)	<b>3</b> <u>Finish</u> <u>For Trimmed Fixture</u> <b>MWW</b> - matte white, white flange <b>MBW</b> - matte black, white flange <b>SLVW</b> - matte silver, white flange <b>MBB</b> - matte black, black flange <u>For Trimless Fixture</u> <b>MW</b> - matte white <b>MB</b> - matte black <b>SLV</b> - matte silver

† The "A" refers to the sequential revision in a year and "XX" refers to the year of update. Updates coincide with improved performance while not changing the overall fixture aesthetic and are reflected in the published performance data. Please contact your Amerlux representative for explanations of changes.

# Evolve® 4.75"

4.75" Square Adjustable HP



## PROJECT:

## TYPE:

### Specifications

#### Application

Retail and commercial accent and display lighting

#### Housing Construction

20 ga. steel painted matte black  
Formed aperture plate  
Cast aluminum plaster frame with perforated face (for trimless fixture only)  
Integral adjustable locking mounting bars  
Thermally protected  
Die-cast lamp housing and heatsink

#### Trim Construction

Die-cast aluminum seamless trim

#### Optical

0-35° lockable tilt, 360°+ rotation  
**Beam Spreads:** Spot, 14°; Very Narrow Flood, 18°;  
Narrow Flood, 23°; Flood, 25°; Wide Flood, 44°

#### LED

**Color Temp Options:**  
2700K, 3000K, 3500K, 4000K  
**CRI:** 83 typ. (2700K, 3000K, 3500K, 4000K)  
90+ typ. (2700K, 3000K)  
CrispWhite\* and 3K Class A\*\* LEDs available (18W max)  
**R9 Values:** 11 (83 CRI), 55 (92 CRI)  
**Binning:** 3 MacAdam (SDCM)

*\*CrispWhite: CrispWhite Technology delivers the warmth of colors expected from a high 90 CRI solution but also creates the natural crisp white color that is pleasing to the eye. It creates the most impactful lighting ever available, by revealing the richest whites and vibrant colors that pop.*

#### Electrical

**Wattage:** 11, 18, 20  
Electronic constant current LED driver, 120/277VAC input  
**This product complies with IEEE C62.41 for surge endurance up to 2.5KV. Amerlux® recommends using additional surge protection with this unit (supplied by others), surge damage is not covered under warranty.**

#### Drivers

LE/TE - Leading Edge, TRIAC, forward phase/Trailing Edge, ELV, reverse phase  
0-10V, Lutron and DALI systems also available  
See pages 5-6 for more dimming information

#### Finish

Wet paint  
Consult factory for custom finishes

#### Mounting

26" Hanger bars included  
Optional **HB49** - hanger bars from min 29" to max 49" available  
Consult factory for hanger bars greater than 26"  
**Trimmed Fixture:**  
For use in grid or sheetrock ceilings, max ceiling thickness 1"  
**Trimless Fixture:**  
For use in sheetrock ceilings, max ceiling thickness 5/8"

#### Certifications

CSA approved to UL standards as tested by CSA  
Chicago Plenum (CCEA) option  
IC/AT rated option (11W & 18W only)

#### Warranty

5 year limited warranty

# Evoke® 4.75"

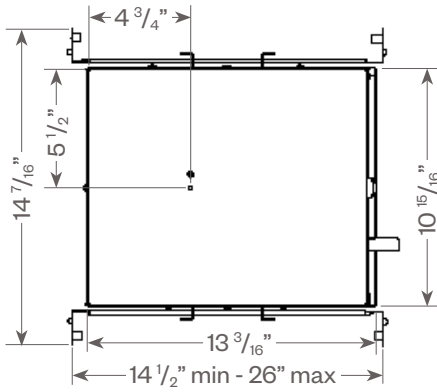
4.75" Square Adjustable HP



**PROJECT:**

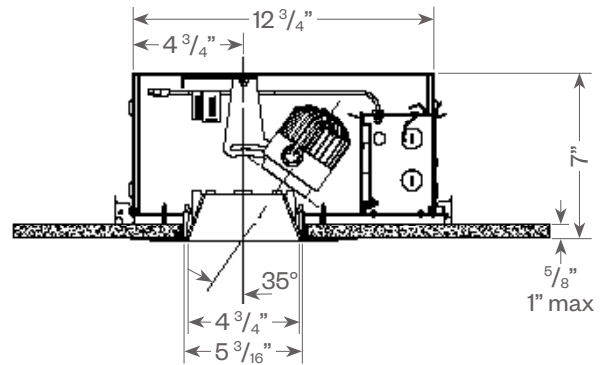
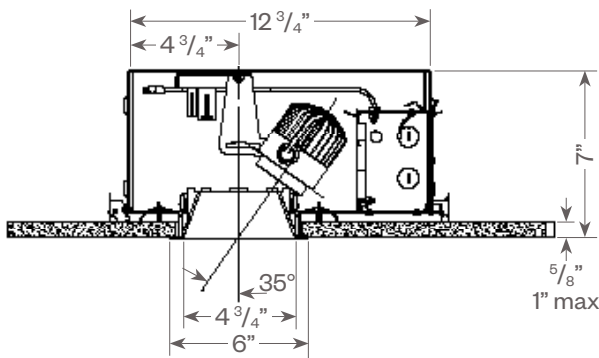
**TYPE:**

## Evoke Round Adjustable C3M:



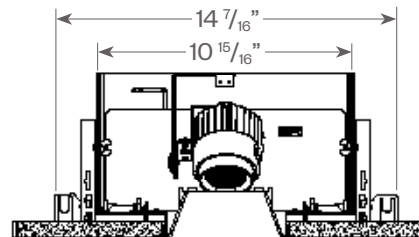
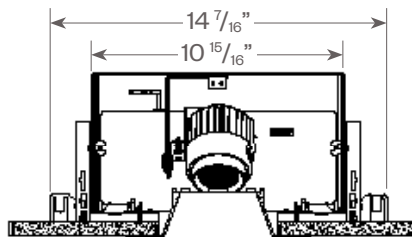
Trimmed

Trimless



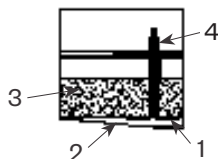
Ceiling cut out: 5 1/4" sq.

Ceiling cut out: 5 7/8" sq.



## Plaster Frame Installation Detail (for trimless fixture only)

1. Cast Aluminum Plaster Frame
2. Plaster Skim Coat (by others)
3. Ceiling
4. Sheetrock Screw



# Evoke® 4.75"

4.75" Square Adjustable HP



## PROJECT:

## TYPE:

### DIMMING COMPATIBILITY:

Amerlux® Evoke fixtures are compatible with all major dimming protocols prevalent in the United States. Please see below for general compatibilities and wiring diagrams. Amerlux recommends testing your unique dimming configuration as the exact full configuration (Dimmer, Fixture Quantity, Voltage, etc) may affect dimming performance.

**--- NOTE: INFORMATION BELOW IS FOR WIRED DIMMERS ONLY. FOR WIRELESS DIMMERS, CONSULT FACTORY ---**

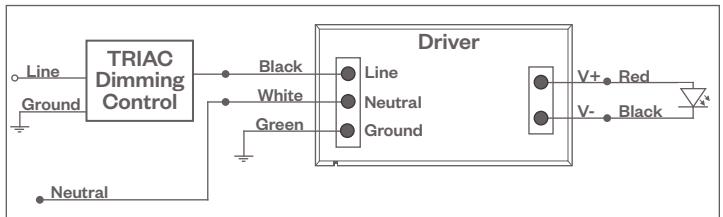
### TRIAC (Forward Phase) DIMMING (Standard)

Utilizes "Standard" incandescent dimmers that are in wide use in installations across the US. Best for retrofit applications where TRIAC dimmers are installed.

#### Notes:

- 120VAC or 277VAC\*
- Dims down to less than 5% light output (most cases)
- Consult Dimming manufacturer for installation instructions - DO NOT SHARE NEUTRALS!
- Must meet dimmer Minimum Load Requirements per dimming manufacturer

TRIAC Wiring Diagram



#### Compatible Dimmers†:

Wall Box (Incandescent Style, Wattage as required)		Central System
Lutron "Diva"	Lutron "Vareo"	Lutron "GP" Panel
Lutron "Nova-T"	Lutron "Skylark"	Lutron Grafik Eye QS
Lutron "Maestro"		

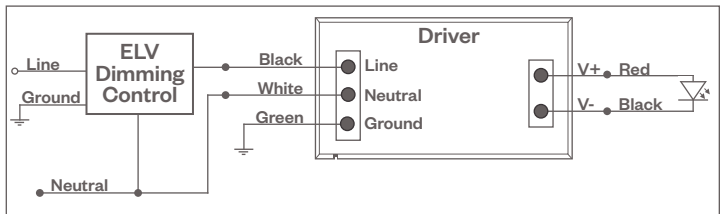
### ELV - Electronic Low Voltage (Reverse Phase) DIMMING (Standard)

Utilizes specialized "ELV" dimmers.

#### Notes:

- 120VAC or 277VAC\*
- Dims down to less than 5% light output (most cases)
- Consult Dimming manufacturer for installation instructions - DO NOT SHARE NEUTRALS!
- Must meet dimmer Minimum Load Requirements

ELV Wiring Diagram



#### Compatible Dimmers†:

Wall Box (ELV Style)		Central System
Lutron "Diva"	Leviton "Surslide"	Lutron "GP" Panel with PHPM-PA Interface
Lutron "Nova-T"	Leviton "Vizio"	Lutron Grafik Eye QS with PHPM-PA Interface
Lutron "Maestro"		
Lutron "Vareo"		
Lutron "Skylark"		

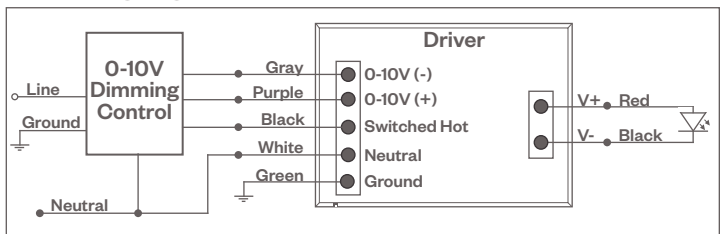
### 0-10V - DIMMING (-0-10V Option)

Integrates into a variety of building management and daylighting controls

#### Notes:

- 120VAC or 277VAC\*
- Dims down to 1% light output
- Requires interface to turn off power to driver
- Consult Dimming manufacturer for installation instructions - DO NOT SHARE NEUTRALS!

0-10V Wiring Diagram



#### Compatible Dimmers†:

Wall Box	Central System
Lutron "Diva" - DVTV with PP-120H Interface	Leviton Renoir II 0-10V
	Lutron Grafik Eye with GRX-TVI Interface

#### Notes:

- \* Driver is 277VAC dimmable with appropriate dimmer (by others). All provided wiring diagrams show 120VAC wiring colors and method. Please refer to 277VAC dimmer installation instructions for 277VAC wiring diagrams.
- † The absence of a dimmer from the lists above does not imply incompatibility. Please consult factory for compatibility inquiries.

# Evoke<sup>®</sup> 4.75"

4.75" Square Adjustable HP



## PROJECT:

## TYPE:

### DIMMING COMPATIBILITY:

Amerlux<sup>®</sup> Evoke fixtures are compatible with all major dimming protocols prevalent in the United States. Please see below for general compatibilities and wiring diagrams. Amerlux recommends testing your unique dimming configuration as the exact full configuration (Dimmer, Fixture Quantity, Voltage, etc) may affect dimming performance.

**--- NOTE: INFORMATION BELOW IS FOR WIRED DIMMERS ONLY. FOR WIRELESS DIMMERS, CONSULT FACTORY ---**

### LUTRON H-SERIES / ECOSYSTEM (-HILUME-H-ECO Option)

Integrates into Lutron EcoSystem building management

#### Notes:

- 120VAC or 277VAC\*
- Dims down to 1% light output
- EcoSystem Control
- Consult Dimming manufacturer for installation instructions - DO NOT SHARE NEUTRALS!

#### Compatible Dimmers†:

##### Lutron ECO System

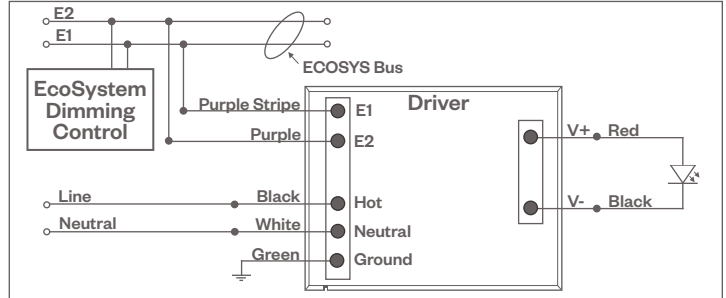
Pow Pak Dimming Modules  
Energi Savr Node  
Grafik Eye QS/Homeworks  
QS Control Unit  
Quantum Hub  
Homeworks QS/My Room

##### Central System

Lutron EcoSystem compatible controls

### HILUME-H-ECO, HILUME-5-ECO

#### EcoSystem Digital Control Wiring Diagram



### DALI DIMMING (-DALI OPTION)

Digital control protocol allows individual fixture control

#### Notes:

- 120VAC - 277VAC\*
- Dims down to 1% light output in most cases

#### Compatible Dimmers†:

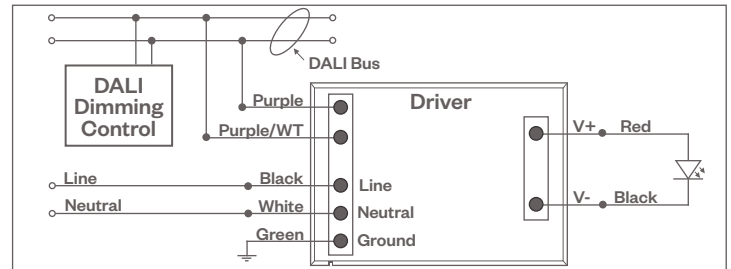
##### Wall Box (3-Wire Fluorescent)

Leviton CD250 Controller

##### Central System

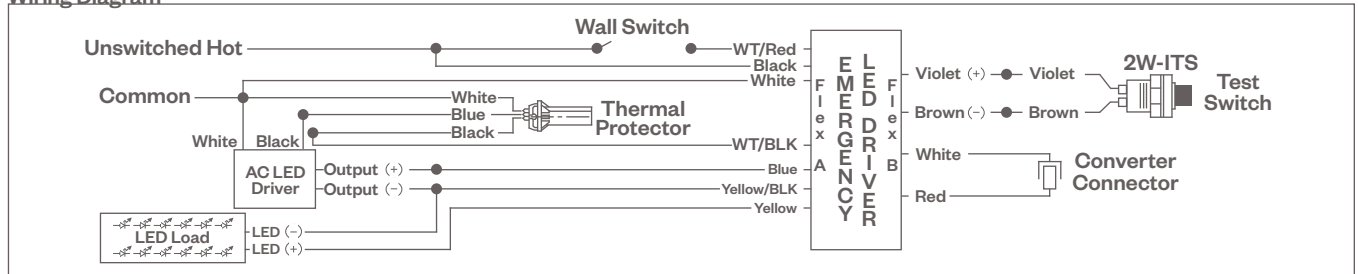
Dynalite  
Fifth Light

#### DALI Wiring Diagram



### EMERGENCY DIMMING (-EM OPTION)

#### Wiring Diagram



#### Notes:

- \* Driver is 277VAC dimmable with appropriate dimmer (by others). All provided wiring diagrams show 120VAC wiring colors and method. Please refer to 277VAC dimmer installation instructions for 277VAC wiring diagrams.
- † The absence of a dimmer from the lists above does not imply incompatibility. Please consult factory for compatibility inquiries.