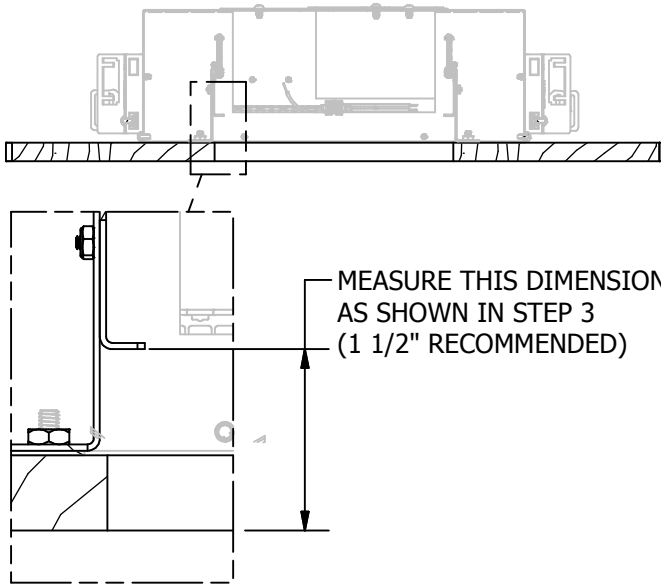


**WARNING - RISK OF FIRE AND ELECTRICAL SHOCK. FIXTURE MUST BE INSTALLED BY A QUALIFIED ELECTRICIAN ONLY. FIXTURE IS INTENDED FOR INSTALLATION IN ACCORDANCE WITH THE NATIONAL ELECTRICAL CODE, LOCAL AND FEDERAL SPECIFICATIONS. DISCONNECT POWER AT ELECTRICAL PANEL BEFORE SERVICING.**

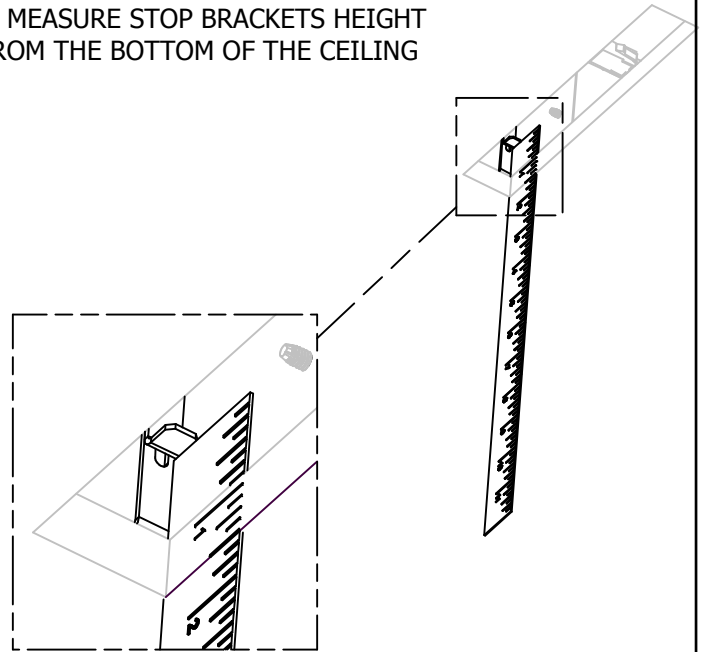
**RETAIN THESE INSTRUCTIONS FOR MAINTENANCE REFERENCE.**

1. REFER TO **689-0776** FOR FRAME INSTALLATION AND **689-0777** FOR TRIM INSTALLATION

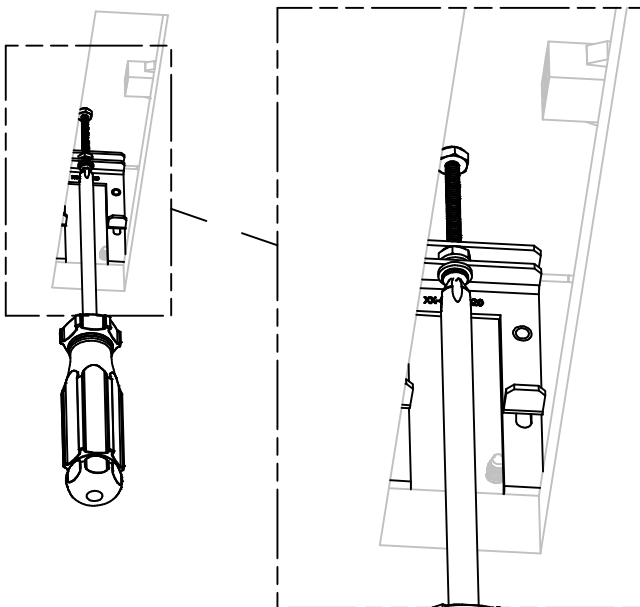
2. ENSURE THAT **FIXTURE SITS ON TOP OF CEILING**



3. MEASURE STOP BRACKETS HEIGHT FROM THE BOTTOM OF THE CEILING



4. ADJUST STOP BRACKET HEIGHT TO **1 1/2"**



5. FINE TUNE AS NEEDED

**NOTE:**  
*MILLWORK TRIM WILL WORK WITH 0.625" - 1.50" THICK **SOLID CEILING**. **SOLID CEILING** REQUIRED FOR PROPER TRIM INSTALLATION.*