

# HORNET® HIGH POWER

## MULTIPLE SEMI-RECESSED 4 LT LED INTERNATIONAL

I-HORNET-HP-SR-A14-4  
4LT LED

### APPLICATION:

Accent and display lighting for retail, commercial and supermarket environments

### CONSTRUCTION:

Steel driver housing  
Steel upper housing and laser cut trim ring  
Complete die-cast optical head construction  
Thermally protected  
No exposed wiring  
Powder coat paint

### ELECTRICAL:

Electronic constant current LED driver, 240 input  
ELV and Triac dimming standard

**This product complies with IEEE C62.41 for surge endurance up to 2.5KV. Amerlux recommends using additional surge protection with this unit (supplied by others), surge damage is not covered by warranty.**

### OPTICS:

0-40° x 40° tilt, 360°+ rotation  
Available in a variety of beam spreads  
LED:  
Color Temp Options: 2200K, 2700K, 3000K, 3500K, 4000K  
CRI: 83 typ. (2700K, 3000K, 3500K, 4000K)  
90+ typ. (2200K, 2700K, 3000K)  
CrispWhite LED available (16w max)  
R9 Values: 11 (83CRI), 55 (90+CRI)  
Binning: 3 MacAdam  
Lumen Maintenance: >70% of initial lumens @ 50,000 hrs  
Lumen Output (per head, 18W, 3000K): SP 1369 lm (75 lm/W)  
CBCP (per head, 18W, 3000K): SP 12,215

### MOUNTING:

Swing out lugs permit from below mounting into ceiling up to 55 mm thick

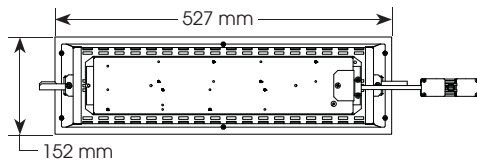
### LABELING:

**CE**  
For indoor use only

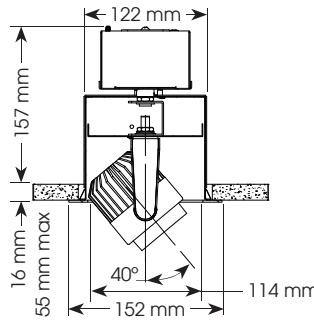
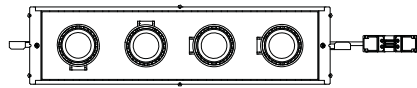
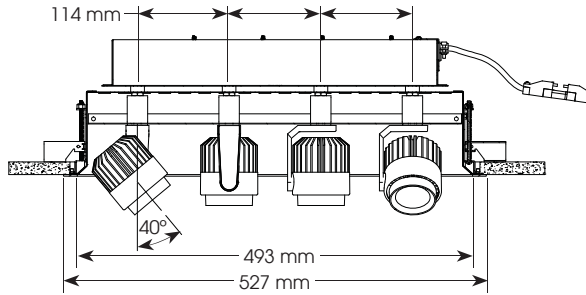


PROJECT:

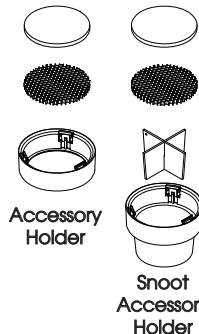
TYPE:



Ceiling Cut Out Dimension: 133 mm x 511 mm



### Accessory Options:



### ELECTRICAL

Electronic driver

	4x11W		4x16W		4x18W	
	System Watts	Amps	System Watts	Amps	System Watts	Amps
240 v	44	0.18	64	0.27	72	0.30

### ORDERING INFORMATION:

Model	# Heads	Wattage	Lamp Type	Housing/ Head Finish	Voltage	Beam Spreads*				Trim Finish	Color Temp (CCT(K)-CRI)	Listing Code	Options/Accessories
						Hd 1	Hd 2	Hd 3	Hd 4				
I-HORNET-HP-SR-A14 4	11 16 18		LED	WT - white texture BT - black texture ST - silver texture — (other RAL)	240	SP NF MFL FL WF VWF LS	SP NF MFL FL WF VWF LS	SP NF MFL FL WF VWF LS	SP NF MFL FL WF VWF LS	WT - white texture BT - black texture ST - silver texture	27 - 2700-83 30 - 3000-83 35 - 3500-83 40 - 4000-83 229 - 2200-90+ 279 - 2700-90+ 309 - 3000-90+ CRISP - CrispWhite (16W max)	CE	SNAH - snoot accessory holder, 1" length, matte black interior, specify exterior color (WT, BT, ST), accepts cross blade plus 2 additional forms of media AH - accessory holder, specify finish (WT, BT, ST), accepts 2 forms of media CB - cross blade, matte black finish, requires snoot HEX - hexcell louver (1/8" x 1/8"), requires SNAH or AH SOL - solite beam softening lens, requires SNAH or AH

\*SP - spot 15°, NF - narrow flood 22°, MFL - medium flood 25°, FL - flood 28°, WF - wide flood 45°, VWF - very wide flood 60°, LS - linear spread 60°x10°

Example: I-HORNET-HP-SR-A14-4-18-LED-WT-240-FL-FL-FL-FL-WT-30-CE

Cat #:

Amerlux reserves the right to change details that do not affect overall function and performance.

# HORNET® HIGH POWER

## MULTIPLE SEMI-RECESSED 4 LT LED INTERNATIONAL

I-HORNET-HP-  
SR-A14-4  
4LT LED



TYPE:

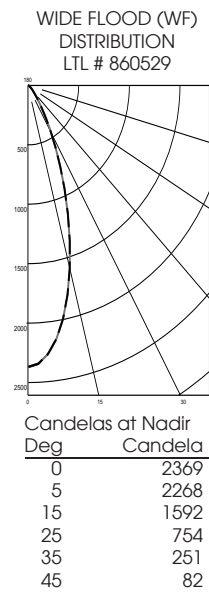
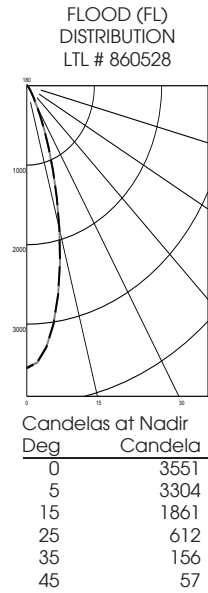
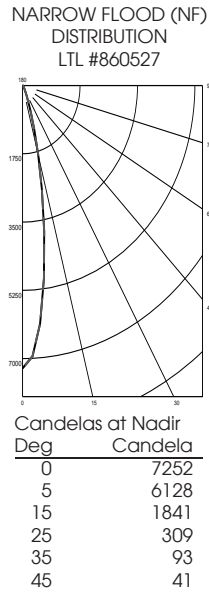
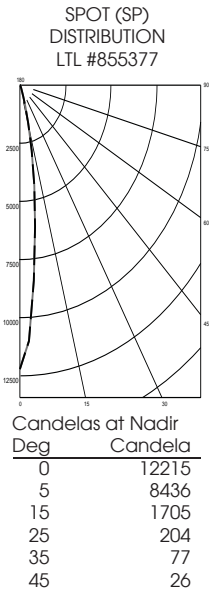


**FIXTURE DATA:** For 11W data, multiply by 0.62; For 16W data, multiply by 0.88

Complete photometric data (ies format) available upon request.

Note: Data per head

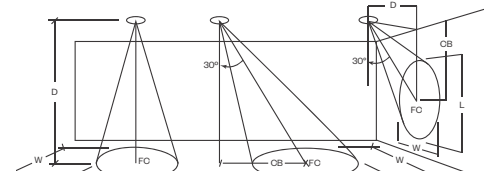
### 18W LED



### APPLICATION DATA:

**Notes and Definitions:**

Beam spread is to 50% center beam candlepower (CBCP).  
 D=Distance to floor or wall.  
 FC=Footcandles on floor or wall at center beam aiming location.  
 L=Effective Visual Beam length in feet (50% of maximum footcandle level).  
 W=Effective Visual Beam width in feet (50% of maximum footcandle level).  
 CB=Distance across or down to center beam location.



	0° Aiming Angle Horizontal Footcandles				30° Aiming Angle Horizontal Footcandles					30° Aiming Angle Vertical Footcandles					60° Aiming Angle Vertical Footcandles				
	D	FC	L	W	D	FC	L	W	CB	D	FC	L	W	CB	D	FC	L	W	CB
SPOT	5.0'	484	1.4	1.4	5.0'	313	1.8	1.5	3.0	3.0'	178	3.0	1.6	5.0	3.0'	630	1.6	1.1	2.0
	7.5'	216	2.0	2.0	7.5'	136	2.8	2.4	4.0	4.0'	105	3.8	2.1	6.0	4.0'	450	1.6	1.3	2.0
	10.0'	122	2.7	2.7	10.0'	76	3.7	3.2	6.0	5.0'	67	4.8	2.7	8.0	5.0'	298	2.0	1.6	3.0
	12.5'	78	3.4	3.4	12.5'	46	4.8	4.2	7.0	6.0'	47	5.9	3.2	9.0	6.0'	200	2.4	1.9	3.0
NARROW FLOOD	5.0'	289	1.7	1.7	5.0'	187	2.4	2.1	3.0	3.0'	127	3.3	1.8	4.0	3.0'	422	1.9	1.3	2.0
	7.5'	129	2.8	2.8	7.5'	86	3.5	3.1	4.0	4.0'	70	4.4	2.7	6.0	4.0'	298	1.9	1.5	2.0
	10.0'	73	3.6	3.6	10.0'	47	4.7	4.1	5.0	5.0'	47	5.3	3.2	7.0	5.0'	181	2.5	2.1	3.0
	12.5'	47	4.5	4.5	12.5'	31	5.8	5.2	7.0	6.0'	32	6.7	3.9	8.0	6.0'	133	2.8	2.5	3.0
FLOOD	5.0'	142	2.7	2.7	5.0'	92	3.4	3.1	3.0	3.0'	75	3.8	2.7	4.0	3.0'	232	2.3	1.7	2.0
	7.5'	63	3.9	3.9	7.5'	43	4.9	4.4	4.0	4.0'	44	4.9	3.3	5.0	4.0'	154	2.7	2.4	2.0
	10.0'	36	5.2	5.2	10.0'	25	6.4	5.8	5.0	5.0'	29	6.1	4.1	6.0	5.0'	95	3.4	3.0	2.0
	12.5'	23	6.5	6.5	12.5'	16	8.0	7.2	6.0	6.0'	20	7.4	5.1	7.0	6.0'	69	3.8	3.5	3.0
WIDE FLOOD	5.0'	95	3.2	3.2	5.0'	67	3.9	3.4	2.0	3.0'	63	3.7	2.8	3.0	3.0'	180	2.4	2.0	1.0
	7.5'	42	4.8	4.8	7.5'	30	5.7	5.3	3.0	4.0'	36	4.9	3.7	4.0	4.0'	105	3.2	2.9	2.0
	10.0'	24	6.4	6.4	10.0'	17	7.6	7.1	4.0	5.0'	23	6.1	4.8	5.0	5.0'	69	3.8	3.5	2.0
	12.5'	15	8.0	8.0	12.5'	11	9.6	8.9	5.0	6.0'	16	7.5	5.7	6.0	6.0'	47	4.7	4.3	3.0