

# HORNET® HIGH POWER

## MULTIPLE SEMI-RECESSED 1 LT LED INTERNATIONAL

I-HORNET-HP-SR-A14-1  
1LT LED

### APPLICATION:

Accent and display lighting for retail, commercial and supermarket environments

### CONSTRUCTION:

Steel driver housing  
Steel upper housing and laser cut trim ring  
Complete die-cast optical head construction  
Thermally protected  
No exposed wiring  
Powder coat paint

### ELECTRICAL:

Electronic constant current LED driver, 240 input  
ELV and Triac dimming standard

**This product complies with IEEE C62.41 for surge endurance up to 2.5KV. Amerlux recommends using additional surge protection with this unit (supplied by others), surge damage is not covered by warranty.**

### OPTICS:

0-40° x 40° tilt, 360°+ rotation  
Available in a variety of beam spreads

### LED:

Color Temp Options: 2200K, 2700K, 3000K, 3500K, 4000K  
CRI: 83 typ. (2700K, 3000K, 3500K, 4000K)  
90+ typ. (2200K, 2700K, 3000K)  
CrispWhite LED available (16w max)  
R9 Values: 11 (83CRI), 55 (90+CRI)  
Binning: 3 MacAdam  
Lumen Maintenance: >70% of initial lumens @ 50,000 hrs  
Lumen Output (18W, 3000K): SP 1369 lm (75 lm/W)  
CBCP (18W, 3000K): SP 12,215

### MOUNTING:

Swing out lugs permit from below mounting into ceiling up to 55 mm thick

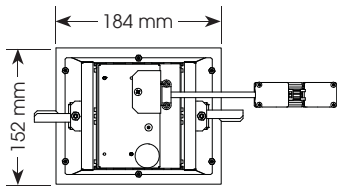
### LABELING:

**CE**  
For indoor use only

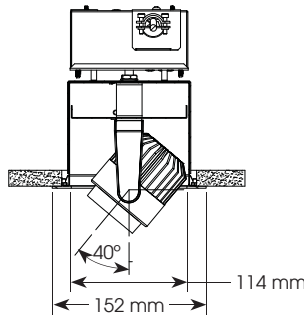
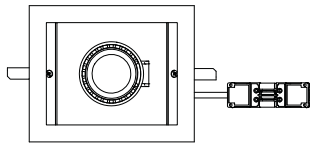
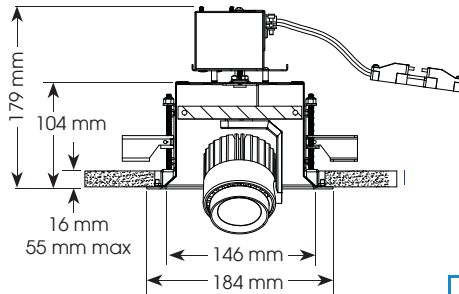


### PROJECT:

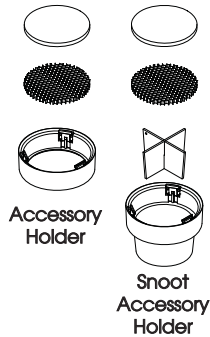
TYPE:



Ceiling Cut Out Dimension: 133 mm x 168 mm



### Accessory Options:



Electrostatic sensitive device,  
observe precautions for  
handling

### ELECTRICAL

Electronic driver

	11W		16W		18W	
	System Watts	Amps	System Watts	Amps	System Watts	Amps
240v	11	0.05	16	0.07	18	0.08

### ORDERING INFORMATION:

Model	# Heads	Wattage	Lamp Type	Housing/ Head Finish	Voltage	Beam Spread	Trim Finish	Color Temp (CCT(K)-CRI)	Listing Code	Options/Accessories
I-HORNET-HP-SR-A14	1	11 16 18	LED	WT - white texture BT - black texture ST - silver texture _____ (other RAL)	240	SP - spot, 15° NF - narrow flood, 22° MFL - medium flood, 25° FL - flood, 28° WF - wide flood, 45° VWF - very wide flood, 60° LS - linear spread, 60° x 10°	WT - white texture BT - black texture ST - silver texture	27 - 2700-83 30 - 3000-83 35 - 3500-83 40 - 4000-83 229 - 2200-90+ 279 - 2700-90+ 309 - 3000-90+ CRISP - CrispWhite (16W max)	CE	SNAH - snoot accessory holder, 1" length, matte black interior, specify exterior color (WT, BT, ST), accepts cross blade plus 2 additional forms of media AH - accessory holder, specify finish (WT, BT, ST), accepts 2 forms of media CB - cross blade, matte black finish, requires snoot HEX - hexcell louver (1/8" x 1/8"), requires SNAH or AH SOL - solite beam softening lens, requires SNAH or AH

Example: I-HORNET-HP-SR-A14-1-18-LED-WT-240-FL-WT-30-CE

Cat #:

Amerlux reserves the right to change details that do not affect overall function and performance.

# HORNET® HIGH POWER

## MULTIPLE SEMI-RECESSED 1 LT LED INTERNATIONAL

I-HORNET-HP-  
SR-A14-1  
1LT LED



TYPE:

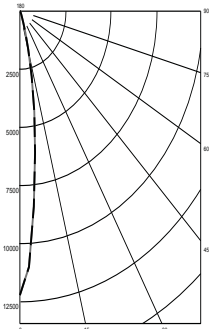


**FIXTURE DATA:** For 11W data, multiply by 0.62; For 16W data, multiply by 0.88

Complete photometric data (ies format) available upon request.

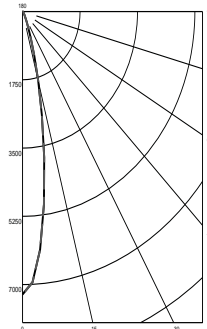
### 18W LED

SPOT (SP)  
DISTRIBUTION  
LTL #855377



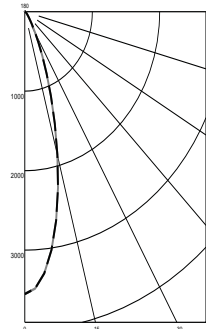
Candelas at Nadir	Candela
0	12215
5	8436
15	1705
25	204
35	77
45	26

NARROW FLOOD (NF)  
DISTRIBUTION  
LTL #860527



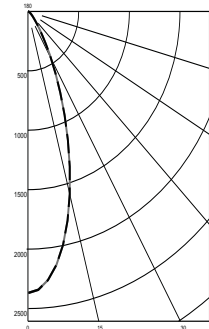
Candelas at Nadir	Candela
0	7252
5	6128
15	1841
25	309
35	93
45	41

FLOOD (FL)  
DISTRIBUTION  
LTL # 860528



Candelas at Nadir	Candela
0	3551
5	3304
15	1861
25	612
35	156
45	57

WIDE FLOOD (WF)  
DISTRIBUTION  
LTL # 860529

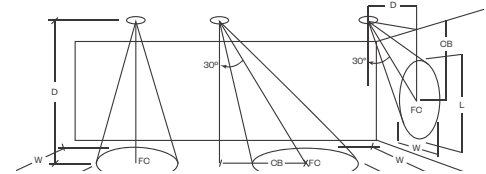


Candelas at Nadir	Candela
0	2369
5	2268
15	1592
25	754
35	251
45	82

### APPLICATION DATA:

**Notes and Definitions:**

Beam spread is to 50% center beam candlepower (CBCP).  
 D=Distance to floor or wall.  
 FC=Footcandles on floor or wall at center beam aiming location.  
 L=Effective Visual Beam length in feet (50% of maximum footcandle level).  
 W=Effective Visual Beam width in feet (50% of maximum footcandle level).  
 CB=Distance across or down to center beam location.



0° Aiming Angle  
Horizontal  
Footcandles



30° Aiming Angle  
Horizontal  
Footcandles



30° Aiming Angle  
Vertical  
Footcandles



60° Aiming Angle  
Vertical  
Footcandles

	0° Aiming Angle Horizontal Footcandles				30° Aiming Angle Horizontal Footcandles					30° Aiming Angle Vertical Footcandles					60° Aiming Angle Vertical Footcandles				
	D	FC	L	W	D	FC	L	W	CB	D	FC	L	W	CB	D	FC	L	W	CB
SPOT	5.0'	484	1.4	1.4	5.0'	313	1.8	1.5	3.0	3.0'	178	3.0	1.6	5.0	3.0'	630	1.6	1.1	2.0
	7.5'	216	2.0	2.0	7.5'	136	2.8	2.4	4.0	4.0'	105	3.8	2.1	6.0	4.0'	450	1.6	1.3	2.0
	10.0'	122	2.7	2.7	10.0'	76	3.7	3.2	6.0	5.0'	67	4.8	2.7	8.0	5.0'	298	2.0	1.6	3.0
	12.5'	78	3.4	3.4	12.5'	46	4.8	4.2	7.0	6.0'	47	5.9	3.2	9.0	6.0'	200	2.4	1.9	3.0
NARROW FLOOD	5.0'	289	1.7	1.7	5.0'	187	2.4	2.1	3.0	3.0'	127	3.3	1.8	4.0	3.0'	422	1.9	1.3	2.0
	7.5'	129	2.8	2.8	7.5'	86	3.5	3.1	4.0	4.0'	70	4.4	2.7	6.0	4.0'	298	1.9	1.5	2.0
	10.0'	73	3.6	3.6	10.0'	47	4.7	4.1	5.0	5.0'	47	5.3	3.2	7.0	5.0'	181	2.5	2.1	3.0
	12.5'	47	4.5	4.5	12.5'	31	5.8	5.2	7.0	6.0'	32	6.7	3.9	8.0	6.0'	133	2.8	2.5	3.0
FLOOD	5.0'	142	2.7	2.7	5.0'	92	3.4	3.1	3.0	3.0'	75	3.8	2.7	4.0	3.0'	232	2.3	1.7	2.0
	7.5'	63	3.9	3.9	7.5'	43	4.9	4.4	4.0	4.0'	44	4.9	3.3	5.0	4.0'	154	2.7	2.4	2.0
	10.0'	36	5.2	5.2	10.0'	25	6.4	5.8	5.0	5.0'	29	6.1	4.1	6.0	5.0'	95	3.4	3.0	2.0
	12.5'	23	6.5	6.5	12.5'	16	8.0	7.2	6.0	6.0'	20	7.4	5.1	7.0	6.0'	69	3.8	3.5	3.0
WIDE FLOOD	5.0'	95	3.2	3.2	5.0'	67	3.9	3.4	2.0	3.0'	63	3.7	2.8	3.0	3.0'	180	2.4	2.0	1.0
	7.5'	42	4.8	4.8	7.5'	30	5.7	5.3	3.0	4.0'	36	4.9	3.7	4.0	4.0'	105	3.2	2.9	2.0
	10.0'	24	6.4	6.4	10.0'	17	7.6	7.1	4.0	5.0'	23	6.1	4.8	5.0	5.0'	69	3.8	3.5	2.0
	12.5'	15	8.0	8.0	12.5'	11	9.6	8.9	5.0	6.0'	16	7.5	5.7	6.0	6.0'	47	4.7	4.3	3.0