

AP24 Series

Utility LED Luminaire



Features

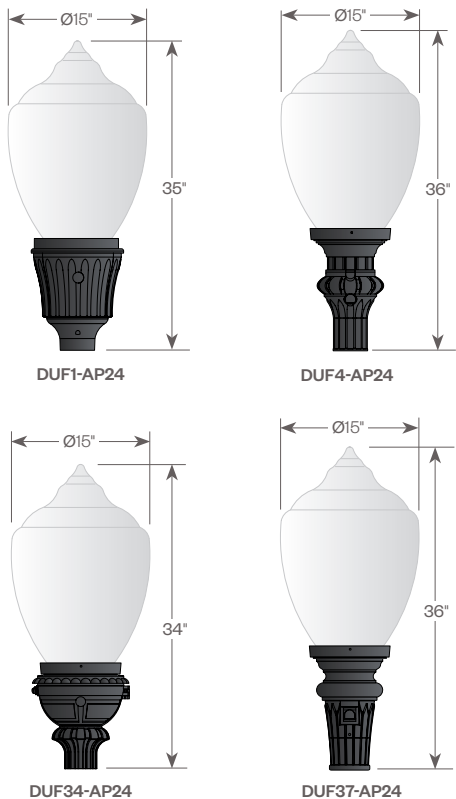
Decorative lighting for residential roadway and commercial property, where independent fixture control is desired. The AP24 Series consists of a decorative acorn combined with one of several styles of cast aluminum fitters. Powered by the Amerlux patented AVISTA® LED system with options for intensity, distribution and color.

Product Overview

Wattage:	up to 86W
Lumen Output :	up to 10,943 lm; up to 143 lm/W
Color Temp:	2700K, 3000K, 4000K
Dimming:	0-10V dimming Manual onboard dimming option available

PROJECT:

TYPE:



Installation:

The luminaire will mount to a 3" OD post or tenon with 5/16" black oxide coated stainless steel set screws to ensure a solid connection. The diffuser will be held to the fitter by (4) 1/4" - 20 black oxide coated stainless steel set screws.

Electrical:

- Over voltage and short circuit protected driver
- Series connected 10kV/20kA surge protector
- Automatic AC incoming voltage sensing (120V-277V)
- 347V-480V option consult factory
- 0-10V dimming
- 3 pin twistlock receptacle included (photocell optional)
- Optional 7 pin twistlock receptacle available, consult factory

Diffuser Choices:

- Clear Textured Polycarbonate (PC-CL)
- White Textured Acrylic (AC-WH)
- Clear Textured DR Acrylic (DR-CL)

Distribution:

- Symmetric (SY)
- Asymmetric (AS)
- Street Optic (SO)

CCT:

- 2,700K (27)
- 3,000K (30)
- 4,000K (40)

Power Level:

(see performance chart for output)

- P1 (30W)
- P2 (44W)
- P3 (60W)
- P4 (86W)

L70:

72,000+ hrs.

Finish:

Durable thermoset polyester powdercoat finish in the following:

- Satin Black (BLK)
- Classic Bronze (CLB)
- Gloss Textured Bronze (GBZ)
- Green (GRN)
- Gloss Textured Black (GTB)
- Textured Black (TBK)
- Gloss Textured Green (TGR)

Accessories:

- Cast aluminum Finial (CFIN)
- Twistlock Photocell (TW-PCL)

ETL listed, suitable for wet locations.



5 year limited warranty
AMERLUX LED



AP24 Series

Utility LED Luminaire



PROJECT:

TYPE:

Ordering Information

1	2	3	4	5	6	7	8
1 Model	2 Diffuser Material - Color	3 LED System	4 Light Distribution				
DUF1-AP24 DUF4-AP24 DUF34-AP24 DUF37-AP24	PC-CL clear textured polycarbonate AC-WH white textured acrylic DR-CL clear textured DR acrylic	AVI-G3 Avista light engine, standard model	SY symmetrical AS asymmetrical SO street optic				
5 CCT	6 Power Level	7 Finish	8 Accessories				
27 2700K 30 3000K 40 4000K	P1 (30W) P2 (44W) P3 (60W) P4 (86W) <i>120V-277V auto-sensing driver is standard. Consult factory for 347V/480V option.</i>	BLK satin black CLB classic bronze GBZ gloss textured bronze GRN green GTB gloss textured black TBK textured black TGR gloss textured green CSTM custom	CFIN cast aluminum finial TW-PCL twistlock photocell 7PIN 7-pin twistlock receptacle <i>Note: All fitters include a 3-pin twistlock receptacle and an access door with window for the photocell. The photocell device is optional.</i>				

Please Note: Fixture is available with optional Medium base (MDO) or Mogul base (MGO) socket only. Consult factory for details.

AP24 Series

Utility LED Luminaire



PROJECT:

TYPE:

Performance

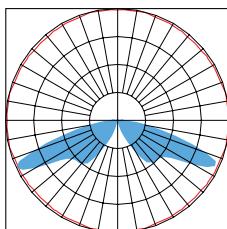


Model	Distribution	CCT	Power Level	System Watts	LED Engine Lumens	LED Engine LPW	Lumens w/DLO Acorn	LPW DLC* Acorn	BUG Rating	
AVI-G3	SY	27	P1	30	3651	122.9	3345	112.6	2-3-2	
		30			4034	135.8	3695	124.4	2-3-2	
		40			4246	143.0	3890	131.0	2-3-2	
	AS	27			3505	118.0	3197	107.6	1-3-2	
		30			3872	130.4	3531	118.9	1-3-2	
		40			4076	137.2	3717	125.2	1-3-2	
	SO	27			3296	111.0	2976	100.2	1-3-1	
		30			3579	120.5	3232	108.8	1-3-1	
		40			3883	130.7	3506	118.0	1-3-1	
	SY	27	P2	44	5245	119.2	4805	109.2	2-3-2	
		30			5794	131.7	5308	120.6	2-3-2	
		40			6099	138.6	5587	127.0	2-3-2	
		AS			27	5035	114.4	4592	104.4	2-3-2
					30	5562	126.4	5073	115.3	2-3-2
					40	5855	133.1	5340	121.4	2-3-2
	SO	27	4654	105.8	4203	95.5	1-3-2			
		30	5141	116.8	4642	105.5	1-3-2			
		40	5412	123.0	4887	111.1	1-3-2			
	SY	27	P3	60	7026	116.1	6437	106.4	2-3-3	
		30			7762	128.3	7111	117.5	2-3-3	
		40			8170	135.0	7485	123.7	3-3-3	
		AS			27	6745	111.5	6152	101.7	2-3-2
					30	7451	123.2	6795	112.3	2-3-2
					40	7843	129.6	7153	118.2	2-3-2
SO	27	6235	103.1	5630	93.1	2-3-3				
	30	6887	113.8	6219	102.8	2-3-3				
	40	7249	119.8	6546	108.2	2-3-3				
SY	27	P4	86	9411	109.4	8622	100.3	2-3-3		
	30			10394	120.9	9524	110.7	2-3-3		
	40			10943	127.2	10025	116.6	3-3-3		
	AS			27	9035	105.1	8240	95.8	2-3-2	
30		9980	116.0	9102	105.8	2-3-2				
40		10505	122.2	9581	111.4	2-3-2				
SO	27	8595	99.9	7761	90.2	2-3-3				
	30	9494	110.4	8573	99.7	2-3-3				
	40	9994	116.2	9024	104.9	2-3-3				

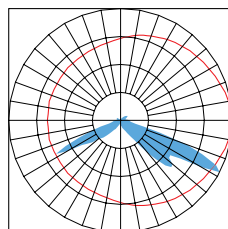


IES files supplied are 3000K. For 2700K use a 0.91 multiplier; For 4000K use a 1.05 multiplier. **BOLD** numbers indicate that the configuration meets DLC standards.

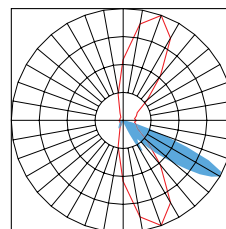
Light Distribution Types



SY Type V



AS Type IV



SO Type III