

AO25 Series

Utility LED Luminaire



Features

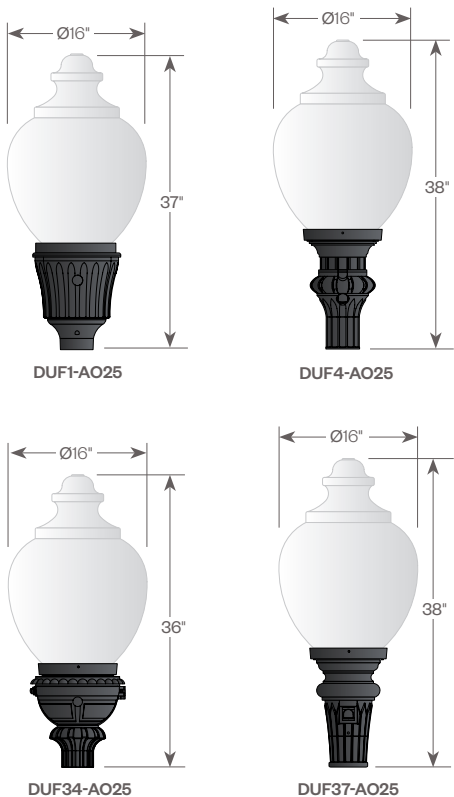
Decorative lighting for residential roadway and commercial property, where independent fixture control is desired. The AO25 Series consists of a decorative acorn combined with one of several styles of cast aluminum fitters. Powered by the Amerlux patented AVISTA® LED system with options for intensity, distribution and color.

Product Overview

Wattage:	up to 86W
Lumen Output :	up to 10,943 lm; up to 143 lm/W
Color Temp:	2700K, 3000K, 4000K
Dimming:	0-10V dimming Manual onboard dimming option available

PROJECT:

TYPE:



Installation:

The luminaire will mount to a 3" OD post or tenon with 5/16" black oxide coated stainless steel set screws to ensure a solid connection. The diffuser will be held to the fitter by (4) 1/4"-20 black oxide coated stainless steel set screws.

Electrical:

- Over voltage and short circuit protected driver
- Series connected 10kV/20kA surge protector
- Automatic AC incoming voltage sensing (120V-277V)
- 347V-480V option, consult factory
- 0-10V dimming
- 3 pin twistlock receptacle included (photocell optional)
- Optional 7 pin twistlock receptacle available, consult factory

Diffuser Choices:

- Clear Textured Polycarbonate (PC-CL)
- White Textured Polycarbonate (PC-WH)
- Clear Textured DR Acrylic (DR-CL)

ETL listed, suitable for wet locations.

Distribution:

- Symmetric (SY)
- Asymmetric (AS)
- Street Optic (SO)

CCT:

- 2,700K (27)
- 3,000K (30)
- 4,000K (40)

Power Level:

(see performance chart for output)

- P1 (30W)
- P2 (44W)
- P3 (60W)
- P4 (86W)

L70:

72,000+ hrs.

Finish:

Durable thermoset polyester powdercoat finish in the following:

- Satin Black (BLK)
- Classic Bronze (CLB)
- Gloss Textured Bronze (GBZ)
- Green (GRN)
- Gloss Textured Black (GTB)
- Textured Black (TBK)
- Gloss Textured Green (TGR)

Accessories:

- Cast aluminum Finial (CFIN)
- Twistlock Photocell (TW-PCL)



5 year limited warranty
AMERLUX LED



AO25 Series

Utility LED Luminaire



PROJECT:

TYPE:

Ordering Information



- 1** Model
DUF1-AO25
DUF4-AO25
DUF34-AO25
DUF37-AO25

- 2** Diffuser Material-Color
PC-CL - Clear Textured Polycarbonate
PC-WH - White Textured Polycarbonate
DR-CL - Clear Textured DR Acrylic

- 3** LED System
AVI-G3 - Avista light engine, standard model

- 4** Light Distribution
SY - Symmetric
AS - Asymmetric
SO - Street Optic

- 5** CCT
27 - 2700K
30 - 3000K
40 - 4000K

- 6** Power Level
P1 - (30W)
P2 - (44W)
P3 - (60W)
P4 - (86W)

- 7** Finish
BLK - Satin Black
CLB - Classic Bronze
GBZ - Gloss Textured Bronze
GRN - Green
GTB - Gloss Textured Black
TBK - Textured Black
TGR - Gloss Textured Green
CSTM - Custom

- 8** Accessories
CFIN - Cast Aluminum Finial
TW-PCL - Twistlock Photocell
7PIN - 7 Pin Twistlock Receptacle
Note: All fitters include a 3-pin twistlock receptacle and an access door with window for the photocell. The photocell device is optional

120V-277V auto-sensing driver is standard.
Consult factory for 347V/480V option.

AO25 Series

Utility LED Luminaire



PROJECT:

TYPE:

Performance

ALL IES files supplied are 3000K. For 2700K use a 0.905 multiplier; For 4000K use a 1.05 multiplier.

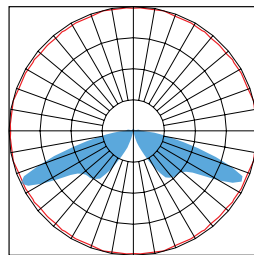


Model	Distribution	CCT	Power Level	System Watts	LED Engine Lumens	LED Engine LPW	Lumens w/DLC Acorn	LPW DLC* Acorn	BUG Rating				
AVI-G3	SY	27	P1	30	3651	122.9	3345	112.6	2-3-2				
		30			4034	135.8	3695	124.4	2-3-2				
		40			4246	143.0	3890	131.0	2-3-2				
	AS	27			3505	118.0	3197	107.6	1-3-2				
		30			3872	130.4	3531	118.9	1-3-2				
		40			4076	137.2	3717	125.2	1-3-2				
	SO	27			3296	111.0	2976	100.2	1-3-1				
		30			3579	120.5	3232	108.8	1-3-1				
		40			3883	130.7	3506	118.0	1-3-1				
	P2	SY			27	44	60	5245	119.2	4805	109.2	2-3-2	
					30			5794	131.7	5308	120.6	2-3-2	
					40			6099	138.6	5587	127.0	2-3-2	
		AS	27	5035	114.4			4592	104.4	2-3-2			
			30	5562	126.4			5073	115.3	2-3-2			
			40	5855	133.1			5340	121.4	2-3-2			
		SO	27	4654	105.8			4203	95.5	1-3-2			
			30	5141	116.8			4642	105.5	1-3-2			
			40	5412	123.0			4887	111.1	1-3-2			
		P3	SY	27	86			60	7026	116.1	6437	106.4	2-3-3
				30					7762	128.3	7111	117.5	2-3-3
				40					8170	135.0	7485	123.7	3-3-3
	AS		27	6745		111.5	6152		101.7	2-3-2			
			30	7451		123.2	6795		112.3	2-3-2			
			40	7843		129.6	7153		118.2	2-3-2			
SO	27		6235	103.1		5630	93.1		2-3-3				
	30		6887	113.8		6219	102.8		2-3-3				
	40		7249	119.8		6546	108.2		2-3-3				
P4	SY		27	86		60	9411		109.4	8622	100.3	2-3-3	
			30				10394		120.9	9524	110.7	2-3-3	
			40				10943		127.2	10025	116.6	3-3-3	
	AS	27	9035		105.1		8240	95.8	2-3-2				
		30	9980		116.0		9102	105.8	2-3-2				
		40	10505		122.2		9581	111.4	2-3-2				
	SO	27	8595		99.9		7761	90.2	2-3-3				
		30	9494		110.4		8573	99.7	2-3-3				
		40	9994		116.2		9024	104.9	2-3-3				

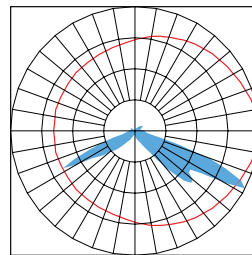


* Numbers in **BOLD** indicate that the configuration meets DLC standards.

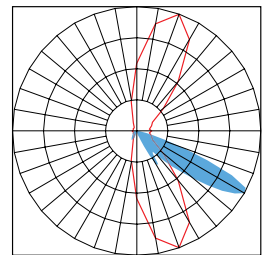
Light Distribution Types



SY
Type V



AS
Type IV



SO
Type III