

AO21 Series

Utility LED Luminaire



Features

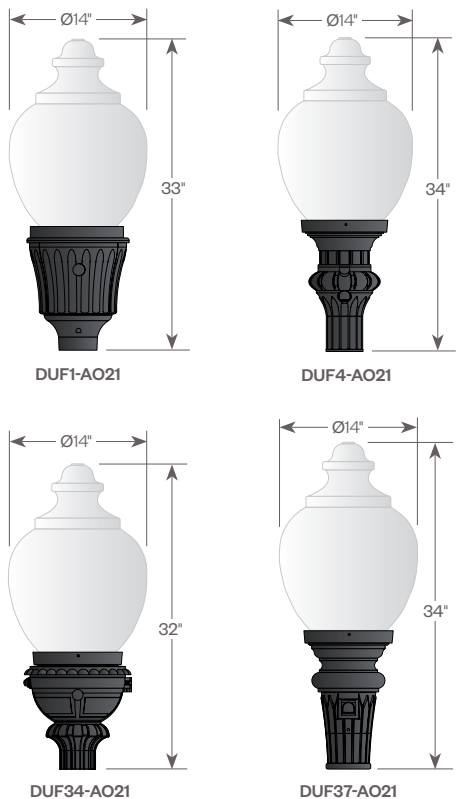
Decorative lighting for residential roadway and commercial property, where independent fixture control is desired. The AO21 Series consists of a decorative acorn combined with one of several styles of cast aluminum fitters. Powered by the Amerlux patented AVISTA® LED system with options for intensity, distribution and color.

Product Overview

Wattage:	27W, 38W, 68W
Lumen Output :	7,533 lm (1200M, 4000K)
Color Temp:	2700K, 3000K, 4000K
Dimming:	0-10V dimming

PROJECT:

TYPE:



Installation:

The luminaire will mount to a 3" OD post or tenon with 5/16" black oxide coated stainless steel set screws to ensure a solid connection. The diffuser will be held to the fitter by (4) 1/4" - 20 black oxide coated stainless steel set screws.

Electrical:

- Over voltage and short circuit protected driver
- Series connected 10kV/20kA surge protector
- Automatic AC incoming voltage sensing (120V-277V)
- 0-10V dimming
- 3 pin twistlock receptacle included (photocell optional)
- Optional 7 pin twistlock receptacle available, consult factory

Diffuser Choices:

- Clear Textured Polycarbonate (PC-CL)
- White Textured Polycarbonate (PC-WH)
- Clear Textured DR Acrylic (DR-CL)

ETL listed, suitable for wet locations

Distribution:

- Symmetric (SY)
- Asymmetric (AS)
- Street Optic (SO)

CCT:

- 2,700K (27)
- 3,000K (30)
- 4,000K (40)

Power Level:

- 500mA (27W) (500M)
- 700mA (38W) (700M)
- 1200mA (68W) (1200M)

L70:

72,000+ hrs.

Finish:

Durable thermoset polyester powdercoat finish in the following:

- Satin Black (BLK)
- Classic Bronze (CLB)
- Gloss Textured Bronze (GBZ)
- Green (GRN)
- Gloss Textured Black (GTB)
- Textured Black (TBK)
- Gloss Textured Green (TGR)

Accessories:

- Cast aluminum Finial (CFIN)
- Twistlock photocell (TW-PCL)



5 year limited warranty
AMERLUX LED



AO21 Series


Utility LED Luminaire



PROJECT:

TYPE:

Ordering Information



- 1** Model
DUF1-AO21
DUF4-AO21
DUF34-AO21
DUF37-AO21

- 2** Diffuser Material-Color
PC-CL - Clear Textured Polycarbonate
PC-WH - White Textured Polycarbonate
DR-CL - Clear Textured DR Acrylic

- 3** LED System
AVI2 - Avista light engine, standard model

- 4** Light Distribution
SY - Symmetric
AS - Asymmetric
SO - Street Optic

- 5** CCT
27 - 2700K
30 - 3000K
40 - 4000K

- 6** Power Level
500M - 500 mA (27W)
700M - 700 mA (38W)
1200M - 1200 mA (68W)

- 7** Finish
BLK - Satin Black
CLB - Classic Bronze
GBZ - Gloss Textured Bronze
GRN - Green
GTB - Gloss Textured Black
TBK - Textured Black
TGR - Gloss Textured Green
CSTM - Custom

- 8** Accessories
CFIN - Cast Aluminum Finial
TW-PCL - Twistlock Photocell
7PIN - 7 Pin Twistlock Receptacle
Note: All fitters include a 3-pin twistlock receptacle and an access door with window for the photocell. The photocell device is optional

AO21 Series

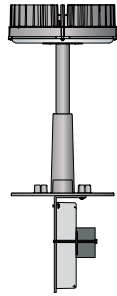
Utility LED Luminaire



PROJECT:

TYPE:

Engine Only Performance



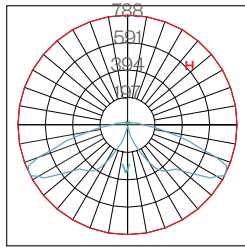
LED System	Driver Output	System Watts	Light Distribution	CCT	Engine Only Lumens	Engine Only LPW	DLC Acorn Lumens	DLC Acorn LPW	Bug Rating w/Acorn		
AVI2	500M (500 mA)	27W	SY (Symmetric)	27 (2700K)	3,057	113	2,831	105	2-3-2		
				30 (3000K)	3,114	115	2,883	107	2-3-2		
				40 (4000K)	3,407	126	3,155	117	2-3-2		
			AS (Asymmetric)	27 (2700K)	2,946	109	2,728	101	1-3-2		
				30 (3000K)	3,000	111	2,778	103	1-3-2		
				40 (4000K)	3,142	116	2,909	108	1-3-2		
			SO (Street Optic)	27 (2700K)	3,009	111	2,786	103	1-3-1		
				30 (3000K)	3,065	114	2,838	107	1-3-1		
				40 (4000K)	3,218	119	2,980	110	1-3-1		
			700M (700 mA)	38W	SY	27 (2700K)	4,114	108	3,809	100	2-3-2
						30 (3000K)	4,189	110	3,879	102	2-3-2
						40 (4000K)	4,585	121	4,245	112	2-3-2
	AS	27 (2700K)			3,833	101	3,549 *	93	2-3-2		
		30 (3000K)			3,904	103	3,615	95	2-3-2		
		40 (4000K)			4,089	108	3,786	100	2-3-2		
	SO	27 (2700K)			4,054	107	3,754	99	1-3-2		
		30 (3000K)			4,129	109	3,823	101	1-3-2		
		40 (4000K)			4,334	114	4,013	106	1-3-2		
	1200M (1200 mA)	68W			SY	27 (2700K)	7,131	105	6,603 *	97	2-3-3
						30 (3000K)	7,263	107	6,725	99	2-3-3
						40 (4000K)	7,533	111	6,975	103	3-3-3
			AS	27 (2700K)	6,862	101	6,354 *	93	2-3-2		
				30 (3000K)	6,989	103	6,471	95	2-3-2		
				40 (4000K)	7,318	108	6,776	100	2-3-2		
SO			27 (2700K)	7,012	103	6,493 *	95	2-3-3			
			30 (3000K)	7,142	105	6,613	97	2-3-3			
			40 (4000K)	7,500	110	6,944	102	2-3-3			

Approximate lumens delivered from raw light engine.


* These models are not DLC listed.

Photometry

AO21.PC-CL.AVI2.700M.SY.27

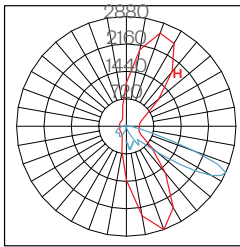


Maximum Candela = 788
 Located At Horizontal Angle = 0
 Vertical Angle = 62.5
 Vertical Plane Through Horizontal Angles
 (0 - 180) (Through Max. Cd.)
 Horizontal Cone Through Vertical Angle
 (62.5) (Through Max. Cd.)

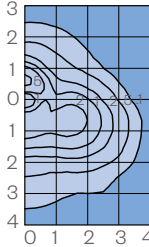


Distance in units of mounting height.
 Values based on 10' mounting height.

AO21.PC-CL.AVI2.700M.SO.27

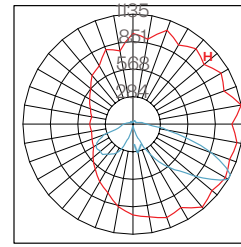


Maximum Candela = 2880
 Located At Horizontal Angle = 290
 Vertical Angle = 65
 Vertical Plane Through Horizontal Angles
 (290 - 110) (Through Max. Cd.)
 Horizontal Cone Through Vertical Angle
 (65) (Through Max. Cd.)




Distance in units of mounting height.
 Values based on 10' mounting height.

AO21.PC-CL.AVI2.700M.AS.27



Maximum Candela = 1135
 Located At Horizontal Angle = 10
 Vertical Angle = 60
 Vertical Plane Through Horizontal Angles
 (10 - 190) (Through Max. Cd.)
 Horizontal Cone Through Vertical Angle
 (60) (Through Max. Cd.)



Distance in units of mounting height.
 Values based on 10' mounting height.