

DU730 Series

Utility LED Luminaire



Features

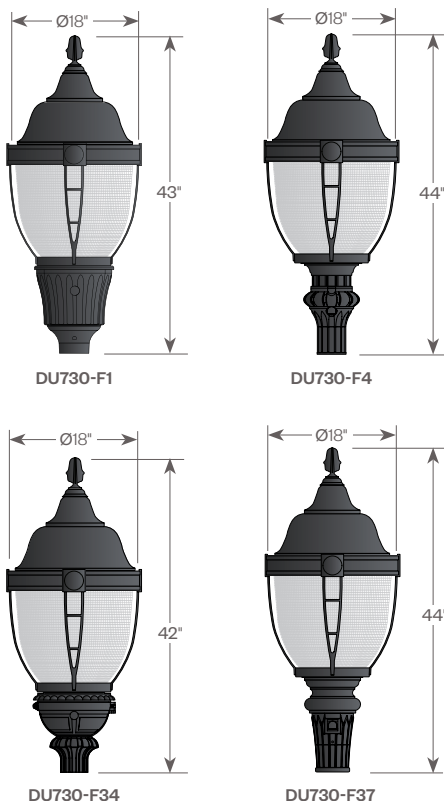
Decorative lighting for residential roadway and commercial properties, where independent fixture control is desired. The D730 Series consists of an efficient Type III (T3) or Type V (T5) refractive lens combined with one of several styles of cast aluminum fitters. The spun aluminum hood minimizes light in the upper hemisphere. Powered by the Amerlux patented AVISTA® LED system with options for intensity, distribution and color.

Product Overview

Wattage:	up to 86W
Lumen Engine Output :	up to 10,943 lm; up to 143 lm/W
Color Temp:	2700K, 3000K, 4000K
Dimming:	0-10V dimming Manual onboard dimming option available

PROJECT:

TYPE:



Installation:

The luminaire will mount to a 3" OD post or tenon with 5/16" black oxide coated stainless steel set screws to ensure a solid connection. The diffuser will be held to the fitter by (4) 1/4"-20 black oxide coated stainless steel captive set screws.

Electrical:

- Over voltage and short circuit protected driver
- Series connected 10kV/20kA surge protector
- Automatic AC incoming voltage sensing (120V-277V)
- 347V-480V option consult factory
- 0-10V dimming
- 3 pin twistlock receptacle included (photocell optional)
- Optional 7 pin twistlock receptacle available, consult factory

Diffuser Choices:

- Acrylic Type III (AC-T3)
- Acrylic Type V (AC-T5)
- Polycarbonate Type III (PC-T3)
- Polycarbonate Type V (PC-T5)

CCT:

- 2,700K (27)
- 3,000K (30)
- 4,000K (40)

Power Level:

(see performance chart for output)

- P1 (30W)
- P2 (44W)
- P3 (60W)
- P4 (86W)

L70:

72,000+ hrs.

Finish:

Durable thermoset polyester powdercoat finish in the following:

- Satin Black (BLK)
- Classic Bronze (CLB)
- Gloss Textured Bronze (GBZ)
- Green (GRN)
- Gloss Textured Black (GTB)
- Textured Black (TBK)
- Gloss Textured Green (TGR)

Accessories:

- Twistlock Photocell (TW-PCL)

ETL listed, suitable for wet locations



DU730 Series

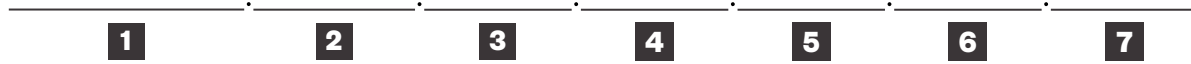
Utility LED Luminaire



PROJECT:

TYPE:

Ordering Information



- 1** Model
DU730-F1
DU730-F4
DU730-F34
DU730-F37

- 2** Diffuser Choices
AC-T3 - Acrylic Type 3
AC-T5 - Acrylic Type 5
PC-T3 - Polycarbonate Type 3
PC-T5 - Polycarbonate Type 5

- 3** LED System
AVI-G3-SY - Avista light engine with symmetrical distribution

- 4** CCT
27 - 2700K
30 - 3000K
40 - 4000K

- 5** Power Level
P1 - (30W)
P2 - (44W)
P3 - (60W)
P4 - (86W)

- 6** Finish
BLK - Satin Black
CLB - Classic Bronze
GBZ - Gloss Textured Bronze
GRN - Green
GTB - Gloss Textured Black
TBK - Textured Black
TGR - Gloss Textured Green
CSTM - Custom

- 7** Accessories
TW-PCL - Twistlock Photocell

Note: All fitters include a 3-pin twistlock receptacle and an access door with window for the photocell. The photocell device is optional

**120V-277V auto-sensing driver is standard.
Consult factory for 347V/480V option.**

DU730 Series

Utility LED Luminaire



DU730 Utility LED Series Luminaire

PROJECT:

TYPE:

Engine Only Performance

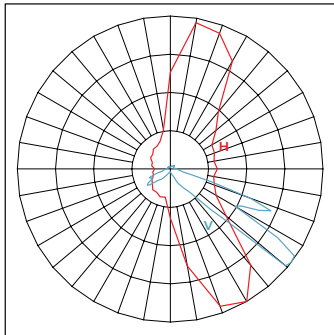
ALL IES files supplied are 3000K.
For 2700K use a 0.905 multiplier; For 4000K use a 1.05 multiplier.



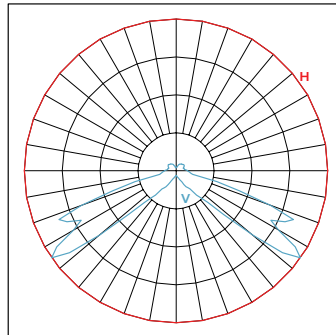
Model	CCT	Power Level	System Watts	LED Engine Lumens	LED Engine LPW
AVI-G3-SY	27	P1	30	3651	122.9
	30			4034	135.8
	40			4246	143.0
	27	P2	44	5245	119.2
	30			5794	131.7
	40			6099	138.6
	27	P3	60	7026	116.1
	30			7762	128.3
	40			8170	135.0
	27	P4	86	9411	109.4
	30			10394	120.9
	40			10943	127.2

Approximate lumens delivered from raw light engine.

Typical Light Distribution



T3 Diffuser



T5 Diffuser