

Lunetta

18" LED Pedestrian & Area Luminaire



LUN18.x.WHT

Features

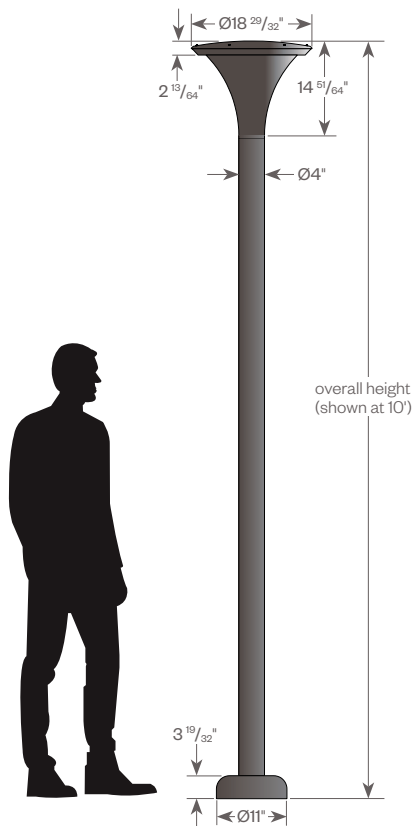
Conventional exterior lighting, no matter how utilitarian or thoughtful the design, involves a bright luminaire and a dark pole. Lunetta™ breaks from convention by allowing both luminaire and pole to become illuminated as one. A straight round 4" aluminum pole emanates from the ground and begins to flare until gracefully reaching the recessed light source running around the perimeter. The LEDs graze light down the face of the flared luminaire and post creating a comfortable yet efficient lighting element.

Product Overview

| | |
|----------------|----------------------------------|
| Type: | Exterior Walkway & Area Lighting |
| Wattage: | 35W |
| Lumen Output : | 2,890 lm |
| Color Temp: | 3000K, 3500K, 4000K |
| Dimming: | 0-10V dimming |
| Max Height: | 14' |
| Diameter: | 18" |

PROJECT:

TYPE:



Application:

Exterior walkway and area lighting. Ideal for retail & hospitality environments, university & corporate campuses, or any outdoor meeting space.

LED Array:

(60) Mid flux SMD LEDs delivering approximately 2,800 lm at 4000K from a white luminaire. Sealed under polycarbonate optical lens, resistant to UV and thermal shock. It runs at approximately 35W.

LED Driver Module:

- Electronic driver operates at 850 mA with 120V-277V AC input
- 0-10V dimming

Materials:

- Base - Cast aluminum (356-T6)
- Shaft - Extruded aluminum (6063-T6)
- Anchor Bolts - Hot dipped galvanized steel
- Luminaire - Spun aluminum (3003)

ETL listed, suitable for wet locations.

Finish:

Premium quality thermoset polyester powdercoat for a durable finish.

ANT - Anthracite Gray

SDS - Stardust Silver

WHT - White

CSTM - Custom, consult factory



5 year limited warranty
AMERLUX LED



Lunetta

18" LED Pedestrian & Area Luminaire



PROJECT:

TYPE:

Ordering Information



- 1** Model
LUN18-10 - 10'
LUN18-12 - 12'
LUN18-14 - 14'

- 2** Color Temp
30 - 3000K
35 - 3500K
40 - 4000K

- 3** Finish
ANT - Anthracite Gray
SDS - Stardust Silver
WHT - White
CSTM - Custom, consult factory

Anchor Bolt Ordering Information (Ordered separately, can be pre-shipped upon request)



- 1** Model
LUN18-555-0018 - 3/4" x 17" anchor bolts

Lunetta

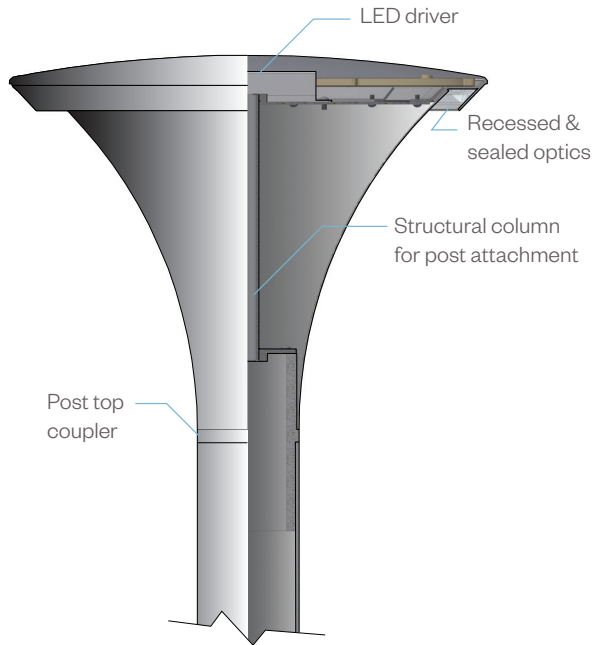
18" LED Pedestrian & Area Luminaire



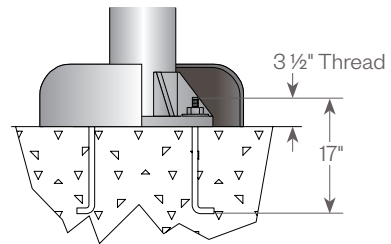
PROJECT:

TYPE:

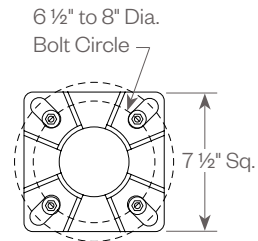
Cutaway View



Anchorage Details

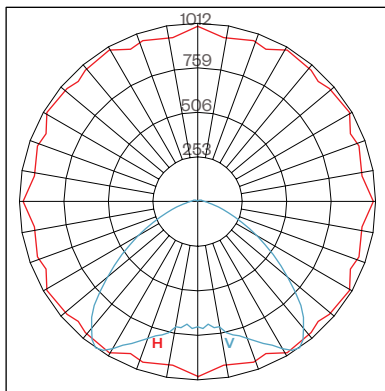


- (4) 3/4"-10NC Galv. Stl. Anchor Bolts, AASHTO M314-90 Grade 55
- (4) 3/4"-10NC Galv. Stl. Hex. Nuts
- (4) 3/4" Galv. Stl. Lockwashers
- (4) 3/4" Galv. Stl. Flatwashers



Performance - Polar Graph

LUN18.40.WHT



Maximum Candela = 1012
 Located at Horizontal Angle = 60
 Vertical Angle = 35
 H - Horizontal Axial Candela
 V - Vertical Axial Candela
B1-U3-G1

Fixture Weight

| Model | Overall Height | Weight |
|----------|----------------|--------|
| LUN18-10 | 10'-0" | 34 lbs |
| LUN18-12 | 12'-0" | 38 lbs |
| LUN18-14 | 14'-0" | 41 lbs |

Luminaire weight is 9 lbs