

AR20 Series

LED Luminaire



Features

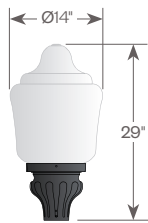
Lighting for exterior retail, commercial and hospitality environments. The AR20 Series consists of a decorative acorn combined with one of several styles of cast aluminum fitters. Powered by the Amerlux patented AVISTA® LED system with options for intensity, distribution and color. An optional Smartsite wireless lighting controller is available.

Product Overview

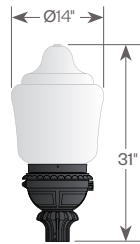
Wattage:	up to 86W
Lumen Output :	up to 10,943 lm; up to 143 lm/W
Color Temp:	2700K, 3000K, 4000K
Dimming:	0-10V dimming Manual onboard dimming option available

PROJECT:

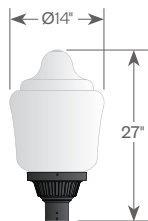
TYPE:



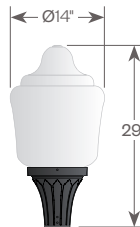
D131/AR20
EPA: 149



D134/AR20
EPA: 161



D135/AR20
EPA: 139



D136/AR20
EPA: 144

Installation:

The luminaire will mount to a 3" OD post or tenon with 5/16" black oxide coated stainless steel set screws to ensure a solid connection. The diffuser will be held to the fitter by (4) 5/16"-18 black oxide coated stainless steel captive set screws.

Electrical:

- Over voltage and short circuit protected driver
- Series connected 10kV/20kA surge protector
- Automatic AC incoming voltage sensing (120V-277V)
- 347V-480V option consult factory
- 0-10V dimming

Diffuser Choices:

- Clear Textured Polycarbonate (PC-CL)
- Clear Textured DR Acrylic (DR-CL)

Distribution:

- Symmetric (SY)
- Asymmetric (AS)
- Street Optic (SO)

ETL listed, suitable for wet locations.

CCT:

- 2,700K (27)
- 3,000K (30)
- 4,000K (40)

Power Level:

(see performance chart for output)

- P1 (30W)
- P2 (44W)
- P3 (60W)
- P4 (86W)

L70:

72,000+ hrs.

Finish:

Durable thermoset polyester powdercoat finish in the following:

- Satin Black (BLK)
- Classic Bronze (CLB)
- Gloss Textured Bronze (GBZ)
- Green (GRN)
- Gloss Textured Black (GTB)
- Textured Black (TBK)
- Gloss Textured Green (TGR)

Accessories:

- Cast aluminum Finial (CFIN)
- Dusk-to-dawn button type photocell (PCL)
- Controls Capable Harness (CCH)
- Wireless control option



5 year limited warranty
AMERLUX LED



AR20 Series

LED Luminaire



PROJECT:

TYPE:

Ordering Information



Add additional accessories as needed

1	2	3	4
Model	Diffuser Material - Color	LED System	Light Distribution
D131/AR20	PC-CL clear textured polycarbonate	AVI-G3 Avista light engine, standard model	SY symmetrical
D134/AR20	DR-CL clear textured DR acrylic		AS asymmetrical
D135/AR20			SO street optic
D136/AR20			
5	6	7	8
CCT	Power Level	Finish	Accessories
27 2700K	P1 (30W)	BLK satin black	CFIN cast aluminum finial
30 3000K	P2 (44W)	CLB classic bronze	PCL dusk-to-dawn button type photocell (not available for use with CCH)
40 4000K	P3 (60W)	GBZ gloss textured bronze	CCH controls capable harness (not available for use with PCL)
	P4 (86W)	GRN green	Consult factory for SmartSite integrated wireless control option (SSINT-1)
	<i>120V-277V auto-sensing driver is standard. Consult factory for 347V/480V option.</i>	GTB gloss textured black	
		TBK textured black	
		TGR gloss textured green	
		CSTM custom	

Please Note: Fixture is available with optional Medium base (MDO) or Mogul base (MGO) socket only. Consult factory for details.

AR20 Series

LED Luminaire



PROJECT:

TYPE:

Performance

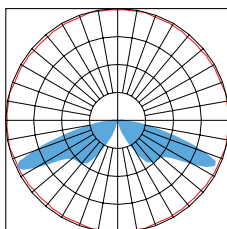


Model	Distribution	CCT	Power Level	System Watts	LED Engine Lumens	LED Engine LPW	Lumens w/DLO Acorn	LPW DLC* Acorn	BUG Rating	
AVI-G3	SY	27	P1	30	3651	122.9	3345	112.6	2-3-2	
		30			4034	135.8	3695	124.4	2-3-2	
		40			4246	143.0	3890	131.0	2-3-2	
	AS	27			3505	118.0	3197	107.6	1-3-2	
		30			3872	130.4	3531	118.9	1-3-2	
		40			4076	137.2	3717	125.2	1-3-2	
	SO	27			3296	111.0	2976	100.2	1-3-1	
		30			3579	120.5	3232	108.8	1-3-1	
		40			3883	130.7	3506	118.0	1-3-1	
	SY	27	P2	44	5245	119.2	4805	109.2	2-3-2	
		30			5794	131.7	5308	120.6	2-3-2	
		40			6099	138.6	5587	127.0	2-3-2	
		AS			27	5035	114.4	4592	104.4	2-3-2
					30	5562	126.4	5073	115.3	2-3-2
					40	5855	133.1	5340	121.4	2-3-2
	SO	27	4654	105.8	4203	95.5	1-3-2			
		30	5141	116.8	4642	105.5	1-3-2			
		40	5412	123.0	4887	111.1	1-3-2			
	SY	27	P3	60	7026	116.1	6437	106.4	2-3-3	
		30			7762	128.3	7111	117.5	2-3-3	
		40			8170	135.0	7485	123.7	3-3-3	
		AS			27	6745	111.5	6152	101.7	2-3-2
					30	7451	123.2	6795	112.3	2-3-2
					40	7843	129.6	7153	118.2	2-3-2
SO	27	6235	103.1	5630	93.1	2-3-3				
	30	6887	113.8	6219	102.8	2-3-3				
	40	7249	119.8	6546	108.2	2-3-3				
SY	27	P4	86	9411	109.4	8622	100.3	2-3-3		
	30			10394	120.9	9524	110.7	2-3-3		
	40			10943	127.2	10025	116.6	3-3-3		
	AS			27	9035	105.1	8240	95.8	2-3-2	
30		9980	116.0	9102	105.8	2-3-2				
40		10505	122.2	9581	111.4	2-3-2				
SO	27	8595	99.9	7761	90.2	2-3-3				
	30	9494	110.4	8573	99.7	2-3-3				
	40	9994	116.2	9024	104.9	2-3-3				

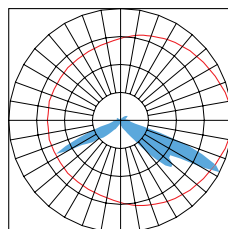


IES files supplied are 3000K. For 2700K use a 0.91 multiplier; For 4000K use a 1.05 multiplier. **BOLD** numbers indicate that the configuration meets DLC standards.

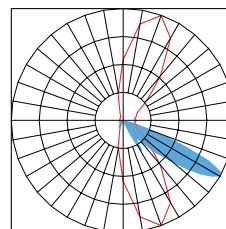
Light Distribution Types



SY Type V



AS Type IV



SO Type III