

D241

HID Luminaire

Features

The D241 luminaire is a classically styled cast aluminum four sided lantern that offers a choice of several optical systems. The cage and fitter assembly are cast aluminum.

Product Overview

Wattage: 70W, 100W, 150W (MH)
70W, 100W, 150W (HPS)



PROJECT:



PRODUCT DISCONTINUED
Replacement Product:
D241 LED (AVI-G3) Luminaire

Installation:

The luminaire will mount to a 1" OD post or tenon with 3/8" diameter coated stainless steel set screws to ensure a solid connection.

Electrical:

- High power factor ballast (HPF), core and coil type, pre-wired and tested
- Easy ballast pod access
- 4KV porcelain socket

Lenses:

- Clear Acrylic (CA)
- Textured Acrylic (TA)

Optical Options:

- Refractive borosilicate glass - Specify Type III (L3) or Type V (L5) light distribution
- Faceted downlight reflector (FDR)

Finish:

Durable thermoset polyester powdercoat finish in the following:

- Satin Black (BLK)
- Classic Bronze (CLB)
- Gloss Textured Bronze (GBZ)
- Green (GRN)
- Gloss Textured Black (GTB)
- Textured Black (TBK)
- Gloss Textured Green (TGR)

ETL listed, suitable for wet locations.

EPA:

1.7



Standard



with FDR (TA or CA only)

D241

HID Luminaire



PROJECT:

TYPE:

Ordering Information



* Leave blank if not selected

Add additional accessories as needed

- | | |
|--|--|
| <p>1 <u>Model</u> D241</p> <p>2 <u>Lens</u> CA - Clear Acrylic TA - Textured Acrylic</p> <p>3 <u>Optical Option (not required)</u> L3 - Type 3 Refractor L5 - Type 5 Refractor FDR - Faceted Downlight Reflector</p> <p>4 <u>Light Source</u> 70MH - 70W Metal Halide 100MH - 100W Metal Halide 150MH - 150W Metal Halide 70HPS - 70W High Pressure Sodium 100HPS - 100W High Pressure Sodium 150HPS - 150W High Pressure Sodium MDO - Medium Socket Only MGO - Mogul Socket Only</p> <p>5 <u>Voltage</u> 120V 208V 240V 277V</p> | <p>6 <u>Finish</u> BLK - Satin Black CLB - Classic Bronze GBZ - Gloss Textured Bronze GRN - Green GTB - Gloss Textured Black TBK - Textured Black TGR - Gloss Textured Green CSTM - Custom</p> <p>7 <u>Accessories</u> HSS-90 - 90° House Side Shield HSS-180 - 180° House Side Shield PCL - Dusk-to-dawn button type photocell</p> |
|--|--|

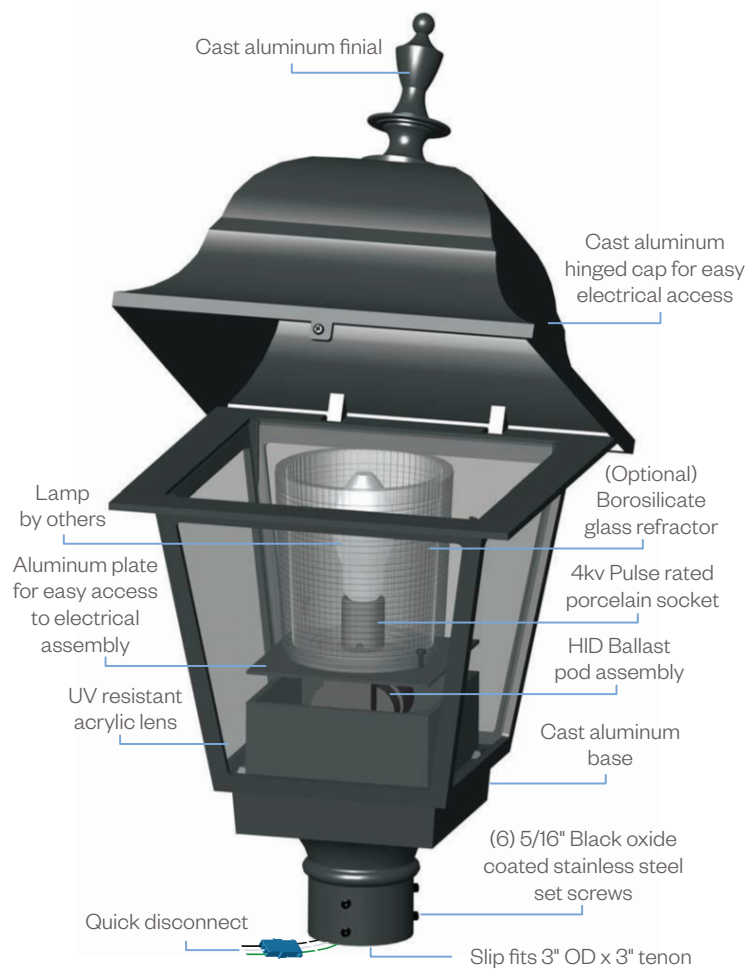
D241

HID Luminaire

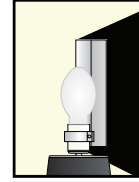
PROJECT:

TYPE:

Assembly Details (Example: D241/CA/L5)



Options



HSS90 & HSS180
House Side Shield
for use with
Optical Systems



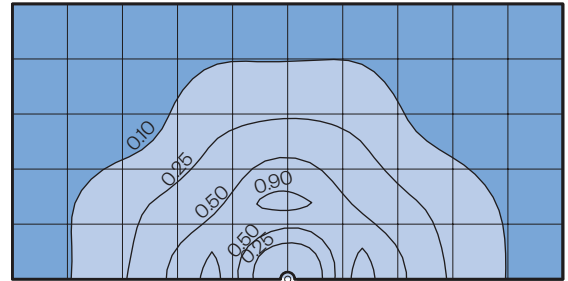
FDR
Faceted
Downlight
Reflector



L3 or L5
Type III or
Type V
Glass Refractor

Photometry

Type V (L5)



Typical HID light source
14,000 Lumens
12' Mounting Height
Grid Spacing is 12'

Socket Types

| Wattage | Socket Type |
|-----------------------|-------------|
| 70MH, 100MH, 150MH | Medium |
| 70HPS, 100HPS, 150HPS | Medium |