

# DS770FC Series

## Dark Sky Acorn

### Features

Lighting for exterior retail, commercial and hospitality environments. The DS770FC Series consists of a cast aluminum fitter and cage assembly and a spun aluminum top. Includes Full Cutoff optics for Dark Sky friendly applications. An optional Smartsite wireless lighting controller is available.

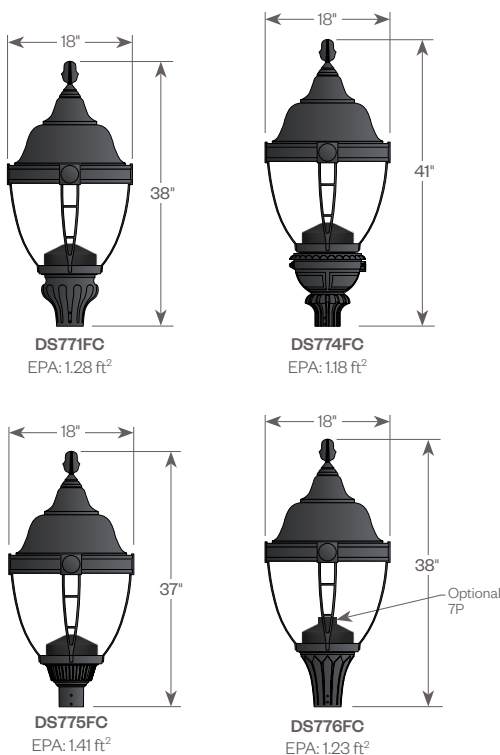
### Product Overview

Wattage:	2M: 44W, 49W
	3M: 60W, 67W
	4M: 79W, 88W
Lumen Output :	11,124 lm (4M, 88W, T5, 40K)
Color Temp:	3000K, 4000K
Dimming:	0-10V dimming



### PROJECT:

### TYPE:



### Installation:

The luminaire will mount to a 3" OD post or tenon with 5/16" black oxide coated stainless steel set screws to ensure a solid connection.

### Optical Module:

The luminaire utilizes 2, 3 or 4 individually sealed optical modules consisting of a high performance LED board with an acrylic (TIR) lens to deliver maximum spacing and uniformity. A choice of Type II, III, IV and V IES distributions are available with the scalability to meet application criteria. Custom configurations available.

### Electrical:

- Over voltage and short circuit protected driver
- Series connected 10kV/20kA surge protector
- Automatic AC incoming voltage sensing (120V-277V)
- 347V-480V option consult factory
- 0-10V dimming

### Light Distribution:

- Type II (T2)
- Type III (T3)
- Type IV (T4)
- Type V (T5)

### CCT:

- 3,000K (30)
- 4,000K (40)

### Drive Current:

- 530mA
- 600mA

### L70:

72,000+ hrs.

### Finish:

Durable thermoset polyester powdercoat finish in the following:

- Satin Black (BLK)
- Classic Bronze (CLB)
- Gloss Textured Bronze (GBZ)
- Green (GRN)
- Gloss Textured Black (GTB)
- Textured Black (TBK)
- Gloss Textured Green (TGR)

### Accessories:

- Dusk-to-dawn button type photocell (not available for use with 7P) (PCL)
- Back Light Shield (BLS)
- Wireless control option (SSINT-1)
- Optional 7 pin NEMA Receptacle, for wireless control or photocell (7P)
- Twist-Lock Photocell (for use with 7P receptacle) (TW-PCL)

ETL listed, suitable for wet locations.

# DS770FC Series

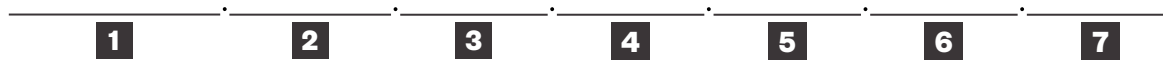
Dark Sky Acorn



## PROJECT:

## TYPE:

### Ordering Information



- 1** Model  
**DS771FC**  
**DS774FC**  
**DS775FC**  
**DS776FC**

- 2** LED Modules  
**2M** - 2 Modules  
**3M** - 3 Modules  
**4M** - 4 Modules

- 3** Light Distribution  
**T2** - Type 2  
**T3** - Type 3  
**T4** - Type 4  
**T5** - Type 5

- 4** CCT  
**30\*** - 3000K  
**40** - 4000K

- 5** Drive Current  
**530M** - 530 mA  
**600M** - 600 mA

**120V-277V auto-sensing driver is standard.  
Consult factory for 347V/480V option.**

- 6** Finish  
**BLK** - Satin Black  
**CLB** - Classic Bronze  
**GBZ** - Gloss Textured Bronze  
**GRN** - Green  
**GTB** - Gloss Textured Black  
**TBK** - Textured Black  
**TGR** - Gloss Textured Green  
**CSTM** - Custom

- 7** Accessories  
**PCL** - Dusk-to-dawn button type Photocell (not available for use with 7P)  
**BLS** - Back Light Shield  
**SSINT-1** - Integrated Wireless Control Node (for operation on the SmartSite control platform)  
**7P** - Optional 7 pin NEMA Receptacle for wireless control or photocell (to allow installation of a wireless control node or operation on the SmartSite or other control platform)  
**TW-PCL** - Twist-Lock Photocell (for use with 7P receptacle)

**\* To meet DarkSky International Fixture Seal of Approval 3000K CCT must be chosen. Not approved with 4000K option.**

# DS770FC Series

Dark Sky Acorn



**PROJECT:**

**TYPE:**

## Performance Chart

Modules	System Watts	Distribution	CCT	Luminaire Lumens		Bug Rating
				530mA	600mA	
2M	44W (530mA) 49W (600mA)	T2	3,000K	4,323	4,842	1-0-1
			4,000K	4,669	5,229	
		T3	3,000K	4,363	4,888	
			4,000K	4,713	5,279	
		T4	3,000K	4,221	4,728	
			4,000K	4,559	5,106	
T5	3,000K	4,409	4,938			
	4,000K	4,762	5,333			
3M	60W (530mA) 67W (600mA)	T2	3,000K	6,467	7,243	2-0-2
			4,000K	6,984	7,822	
		T3	3,000K	6,521	7,304	
			4,000K	7,043	7,888	
		T4	3,000K	6,315	7,073	
			4,000K	6,820	7,638	
T5	3,000K	6,595	7,386			
	4,000K	7,123	7,978			
4M	79W (530mA) 88W (600mA)	T2	3,000K	8,499	9,519	2-0-2
			4,000K	9,179	10,280	
		T3	3,000K	8,566	9,594	
			4,000K	9,251	10,361	
		T4	3,000K	8,298	9,294	
			4,000K	8,962	10,037	
T5	3,000K	9,090	10,181			
	4,000K	9,818	10,996			

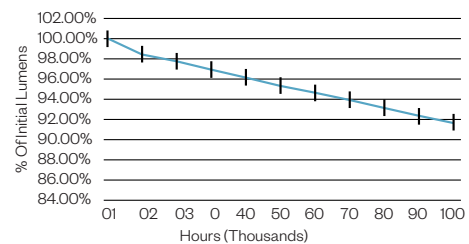
All IES files are supplied as 3000K. For 4000K values use a 1.08 multiplier.

## Lumen Maintenance

Ambient Temp	50,000 Hours*	70,000 Hours*	90,000 Hours*	100,000 Hours*	Theoretical L70 Hours
25°C	>95.4%	>93.9%	>92.4%	>91.6%	>200,000

\* Per IESNA TM-21 data

Lumen maintenance values apply to all output levels and distributions.



# DS770FC Series

Dark Sky Acorn

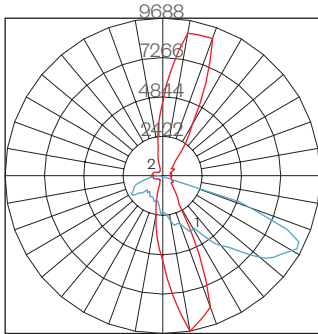


## PROJECT:

## TYPE:

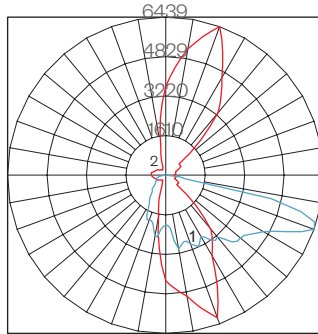
### Performance Chart

#### DS770FC-4M-T2-4K



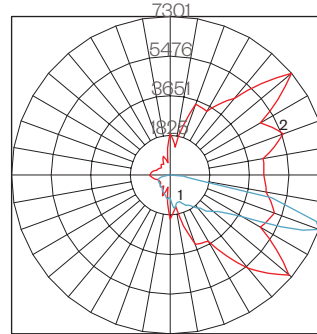
Maximum Candela = 9688  
 Located At Horizontal Angle = 280; Vertical Angle = 62.5  
 #1 - Vertical Plane Through Horizontal Angles (280-100)\*  
 #2 - Horizontal Cone Through Vertical Angle (62.5)\*  
 \* Through Max. Cd.

#### DS770FC-4M-T3-4K



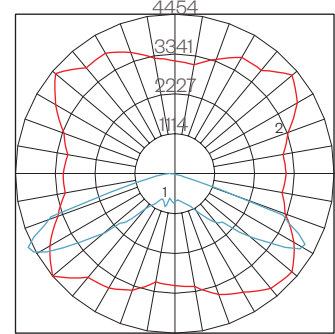
Maximum Candela = 6439  
 Located At Horizontal Angle = 70; Vertical Angle = 70  
 #1 - Vertical Plane Through Horizontal Angles (70-250)\*  
 #2 - Horizontal Cone Through Vertical Angle (70)\*  
 \* Through Max. Cd.

#### DS770FC-4M-T4-4K



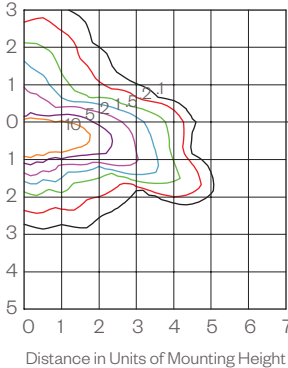
Maximum Candela = 7301  
 Located At Horizontal Angle = 40; Vertical Angle = 70  
 #1 - Vertical Plane Through Horizontal Angles (40-220)\*  
 #2 - Horizontal Cone Through Vertical Angle (70)\*  
 \* Through Max. Cd.

#### DS770FC-4M-T5-4K

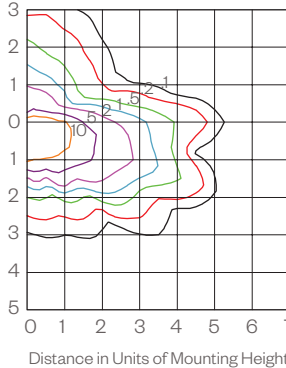


Maximum Candela = 4454  
 Located At Horizontal Angle = 220; Vertical Angle = 62.5  
 #1 - Vertical Plane Through Horizontal Angles (220-40)\*  
 #2 - Horizontal Cone Through Vertical Angle (62.5)\*  
 \* Through Max. Cd.

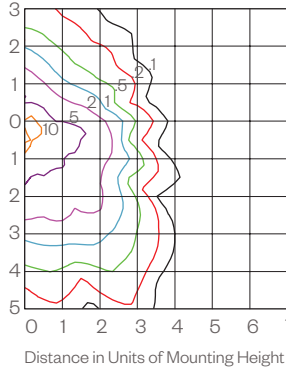
#### ISOFOOTCANDLE LINES OF HORIZONTAL ILLUMINANCE



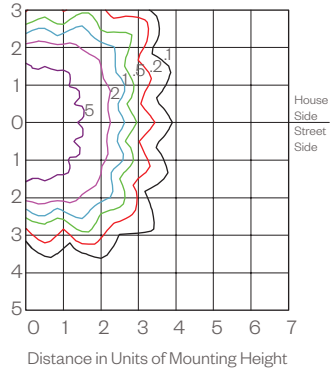
#### ISOFOOTCANDLE LINES OF HORIZONTAL ILLUMINANCE



#### ISOFOOTCANDLE LINES OF HORIZONTAL ILLUMINANCE



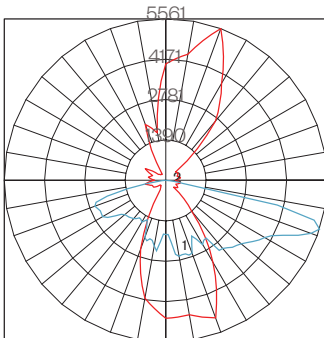
#### ISOFOOTCANDLE LINES OF HORIZONTAL ILLUMINANCE



### Customizable Performance

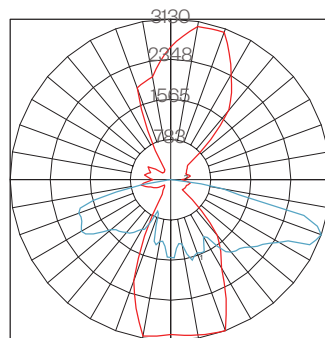
Photometry can be modified using different drive currents and a combination of lenses. Consult factory. See examples below.

#### DS770FC-4M-T3ST2H-4K-580M



Maximum Candela = 5561  
 Located At Horizontal Angle = 70; Vertical Angle = 72.5  
 #1 - Vertical Plane Through Horizontal Angles (70-250)\*  
 #2 - Horizontal Cone Through Vertical Angle (72.5)\*  
 \* Through Max. Cd.

#### DS770FC-4M-T3ST2H-4K-470M



Maximum Candela = 3130  
 Located At Horizontal Angle = 290; Vertical Angle = 70  
 #1 - Vertical Plane Through Horizontal Angles (290-110)\*  
 #2 - Horizontal Cone Through Vertical Angle (70)\*  
 \* Through Max. Cd.

### Backlight Shield

Shield can be easily installed in the field when required.

