

D720 Series

LED Luminaire



Features

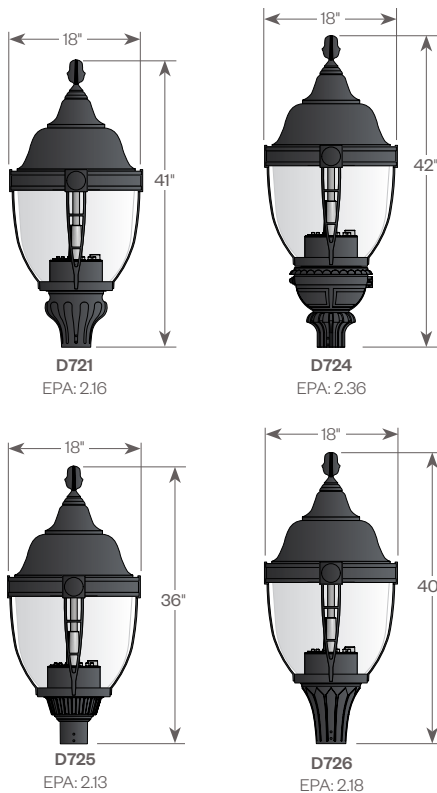
The D720 Series is a luminaire that features a clear acrylic lens surrounded by a decorative cage with a choice of cast aluminum fitters. Powered by the Amerlux patented AVISTA® LED system with options for intensity, distribution and color. Optional controls available.

Product Overview

Wattage:	up to 86W
Lumen Output :	up to 10,943 lm; up to 143 lm/W
Color Temp:	2700K, 3000K, 4000K
Dimming:	0-10V dimming Manual onboard dimming option available

PROJECT:

TYPE:



Installation:

The luminaire will mount to a 3" OD post or tenon with 5/16" black oxide coated stainless steel set screws to ensure a solid connection. The diffuser will be held to the fitter by (4) 5/16"-18 black oxide coated stainless steel set screws.

Electrical:

- Over voltage and short circuit protected driver
- Series connected 10kV/20kA surge protector
- Automatic AC incoming voltage sensing (120V-277V)
- 347V-480V option consult factory
- 0-10V dimming

Lens:

Clear Acrylic

Distribution:

- Symmetric (SY)
- Asymmetric (AS)
- Street Optic (SO)

CCT:

- 2,700K (27)
- 3,000K (30)
- 4,000K (40)

Power Level:

(see performance chart for output)

- P1 (30W)
- P2 (44W)
- P3 (60W)
- P4 (86W)

L70:

72,000+ hrs.

Finish:

Durable thermoset polyester powdercoat finish in the following:

- Satin Black (BLK)
- Classic Bronze (CLB)
- Gloss Textured Bronze (GBZ)
- Green (GRN)
- Gloss Textured Black (GTB)
- Textured Black (TBK)
- Gloss Textured Green (TGR)

Accessories:

- Dusk-to-dawn Photocell (PCL)
- Controls Capable Harness (CCH)
- Wireless control options

ETL listed, suitable for wet locations.



5 year limited warranty
AMERLUX LED



D720 Series

LED Luminaire



PROJECT:

TYPE:

Ordering Information



1	2	3	4
Model	LED System	Light Distribution	CCT
D721 D724 D725 D726	AVI-G3 Avista light engine, standard model	SY symmetrical AS asymmetrical SO street optic	27 2700K 30 3000K 40 4000K

5	6	7
Power Level	Finish	Accessories
P1 (30W) P2 (44W) P3 (60W) P4 (86W) <i>120V-277V auto-sensing driver is standard. Consult factory for 347V/480V option.</i>	BLK satin black CLB classic bronze GBZ gloss textured bronze GRN green GTB gloss textured black TBK textured black TGR gloss textured green CSTM custom	PCL dusk-to-dawn button type photocell (not available for use with CCH) CCH controls capable harness (not available for use with PCL) 7P fixture integrated 7-pin NEMA receptacle (in place of finial, to allow installation of a wireless control node for operation on the SmartSite or other control platform) <i>Consult factory for SmartSite integrated wireless control option (SSINT-1)</i>

Please Note: Fixture is available with optional Medium base (MDO) or Mogul base (MGO) socket only. Consult factory for details.

D720 Series

LED Luminaire



PROJECT:

TYPE:

Performance

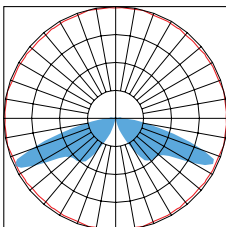


Model	Distribution	CCT	Power Level	System Watts	LED Engine Lumens	LED Engine LPW	Lumens w/DLO Acorn	LPW DLC* Acorn	BUG Rating			
AVI-G3	SY	27	P1	30	3651	122.9	3345	112.6	2-3-2			
		30			4034	135.8	3695	124.4	2-3-2			
		40			4246	143.0	3890	131.0	2-3-2			
	AS	27			3505	118.0	3197	107.6	1-3-2			
		30			3872	130.4	3531	118.9	1-3-2			
		40			4076	137.2	3717	125.2	1-3-2			
	SO	27			3296	111.0	2976	100.2	1-3-1			
		30			3579	120.5	3232	108.8	1-3-1			
		40			3883	130.7	3506	118.0	1-3-1			
	SY	P2	27	P2	44	5245	119.2	4805	109.2	2-3-2		
			30			5794	131.7	5308	120.6	2-3-2		
			40			6099	138.6	5587	127.0	2-3-2		
		AS	27			5035	114.4	4592	104.4	2-3-2		
			30			5562	126.4	5073	115.3	2-3-2		
			40			5855	133.1	5340	121.4	2-3-2		
	SO	27	4654			105.8	4203	95.5	1-3-2			
		30	5141			116.8	4642	105.5	1-3-2			
		40	5412			123.0	4887	111.1	1-3-2			
	SY	P3	60			27	7026	116.1	6437	106.4	2-3-3	
						30	7762	128.3	7111	117.5	2-3-3	
						40	8170	135.0	7485	123.7	3-3-3	
						AS	27	6745	111.5	6152	101.7	2-3-2
							30	7451	123.2	6795	112.3	2-3-2
							40	7843	129.6	7153	118.2	2-3-2
SO	27	6235	103.1			5630	93.1	2-3-3				
	30	6887	113.8			6219	102.8	2-3-3				
	40	7249	119.8			6546	108.2	2-3-3				
SY	P4	86	27	9411	109.4	8622	100.3	2-3-3				
			30	10394	120.9	9524	110.7	2-3-3				
			40	10943	127.2	10025	116.6	3-3-3				
			AS	27	9035	105.1	8240	95.8	2-3-2			
30	9980	116.0		9102	105.8	2-3-2						
40	10505	122.2		9581	111.4	2-3-2						
SO	27	8595	99.9	7761	90.2	2-3-3						
	30	9494	110.4	8573	99.7	2-3-3						
	40	9994	116.2	9024	104.9	2-3-3						

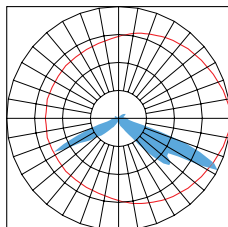


IES files supplied are 3000K. For 2700K use a 0.91 multiplier; For 4000K use a 1.05 multiplier. **BOLD** numbers indicate that the configuration meets DLC standards.

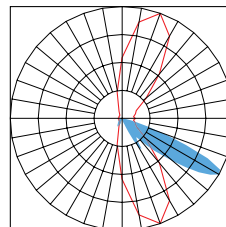
Light Distribution Types



SY Type V



AS Type IV



SO Type III