

# APQ130 Series



## Features

- Strong, lightweight and easy to install
- Extruded aluminum shaft welded to a decorative cast aluminum base
- 3" O.D. x 3" tall tenon included for luminaire mounting
- Access door for wiring secured with stainless steel screws
- Ground lug included inside base
- Durable powder coat finish

## PROJECT:

## TYPE:



## Materials:

- Base - Cast aluminum (A356)
- Shaft - Extruded Aluminum (6061-T6)
- Tenon - Cast Aluminum (A356)
- Anchor Bolts - Hot dipped galvanized
- Hardware - Stainless Steel

## Finish:

The post will be finished with an electrostatically applied polyester powder coat suitable for exterior use. The poles are pretreated using industry standard environmentally responsible processes for a long lasting and durable finish.

## Anchorage:

- 1/2" x 18" x 3" Hot-dipped galvanized steel L-type anchor bolts (ordered separately)



See pg 3 for more details.

**PROJECT:**

**TYPE:**

**Pole Ordering Information**



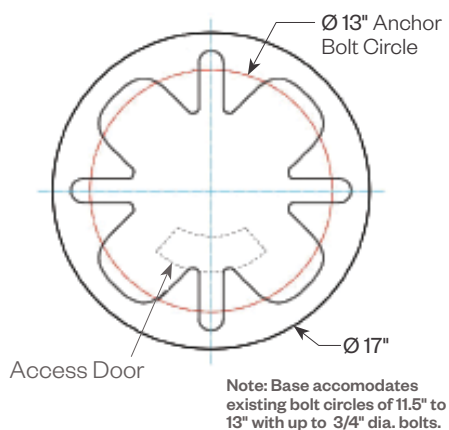
- |  |  |
|--|--|
| <p><b>1 Model</b><br/> <b>APQ133</b> - 4" O.D. fluted pole, 0.125 wall<br/> <b>APQ134</b> - 4" O.D. smooth pole, 0.125 wall<br/> <b>APQ135</b> - 5" O.D. fluted pole, 0.156 wall<br/> <b>APQ136</b> - 5" O.D. smooth pole, 0.125 wall</p> <p><b>2 Pole Height</b> (nominal-actual)<br/> <b>08</b> - 7'-5"<br/> <b>10</b> - 9'-5"<br/> <b>12</b> - 11'-5"<br/> <b>14</b> - 13'-5"<br/> <b>16</b> - 15'-5" (only available for APQ135 &amp; APQ136 models)</p> | <p><b>3 Finish</b><br/> <b>BLK</b> - satin black<br/> <b>CLB</b> - classic bronze<br/> <b>GRN</b> - green<br/> <b>TBK</b> - textured black</p> <p><b>4 Option</b><br/>         (3" OD x 3" tall tenon is standard)<br/> <b>LT</b> - less tenon<br/> <b>GFCI-TOP</b> - ground fault circuit protected outlet, placed 6" from the top of pole<br/> <b>GFCI-BTM</b> - ground fault circuit protected outlet, placed 6" above the base</p> |
|--|--|

**Anchor Bolt Ordering Information** (Ordered separately, can be pre-shipped upon request)

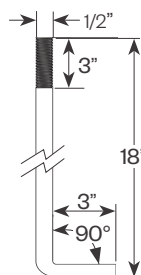


- 1 Model**  
**APQ130-555-0004** - 1/2" x 18" anchor bolts

**13" Bolt Circle**



**Anchor Details**



- (4) 1/2" Galvanized Steel L-Type Anchor Bolts
- (8) 1/2" Galvanized Steel Hex Nuts
- (8) Galvanized Steel Flat Washers


Anchor bolts are accessed by removing the base door



**Accessories**

**GFCI** - provision for Ground Fault Circuit Interrupter outlet with NEC required wet location while in use type cover (WIUC). The cover is made of die-cast aluminum and will be painted to match.

**GFCI ORIENTATION** is stated as degrees from access door and GFCI Placement on shaft must be specified in ordering guide.  
 TOP - placement will be 6" from top of pole.  
 BTM - placement will be 6" above the base.



# APQ130 Series

**PROJECT:**

**TYPE:**



APQ133-xx	APQ134-xx	APQ135-xx	APQ136-xx	Actual Height
APQ133-08	APQ134-08	APQ135-08	APQ136-08	7'-5"
APQ133-10	APQ134-10	APQ135-10	APQ136-10	9'-5"
APQ133-12	APQ134-12	APQ135-12	APQ136-12	11'-5"
APQ133-14	APQ134-14	APQ135-14	APQ136-14	13'-5"
-	-	APQ135-16	APQ136-16	15'-5"