

CBR Pendant Brackets



PROJECT:

TYPE:

Features

Fabricated brackets made with structural extruded aluminum and cast decorative elements. Designed for mounting of pendant style fixtures.

Product Overview

Type: Bracket for Mounting Pendant Style Fixtures

Arm Length: 24", 30", 36"

of Arms: Single or Double

EPA: CBR01-1-24: 0.80

CBR01-1-36: 0.84

CBR01-2-24: 1.40

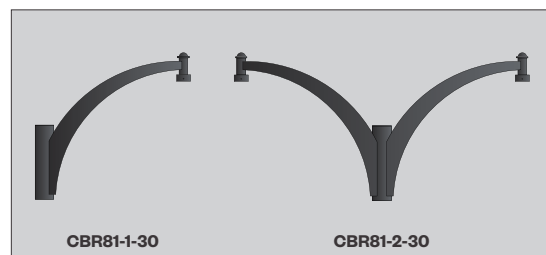
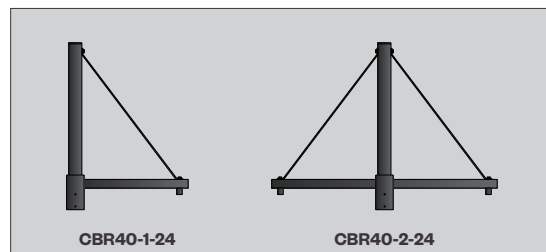
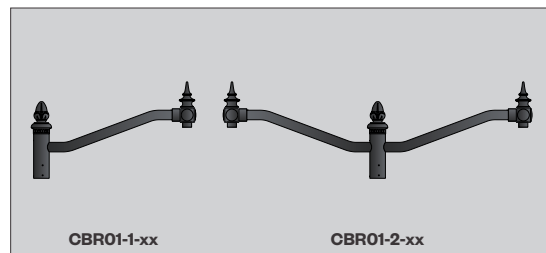
CBR01-2-36: 1.48

CBR40-1-24: 1.02

CBR40-2-24: 1.34

CBR81-1-30: 1.92

CBR81-2-30: 3.70



Fixture Summary

Construction:

Center column is made with Schedule 40 aluminum pipe and is designed to slip over a 4" OD x 6" tall tenon. One of two Amerlux proprietary fixture fittings is included for luminaire mounting.

Installation:

The bracket will slip fit over a 4" OD x 6" tall tenon and will attach with (6) 5/16 set screws. The luminaire (*ordered separately*) will attach to the proprietary threaded coupling of the same size (*S or L*) and can be oriented in any direction prior to tightening.

Finish:

The bracket will be finished with a premium quality thermoset polyester powdercoat for a durable finish.

- Satin Black
- Classic Bronze
- Gloss Textured Bronze
- Green
- Gloss Textured Black
- Textured Black
- Gloss Textured Green
- Custom, consult factory



CBR Pendant Brackets



PROJECT:

TYPE:

Ordering Information

1

2

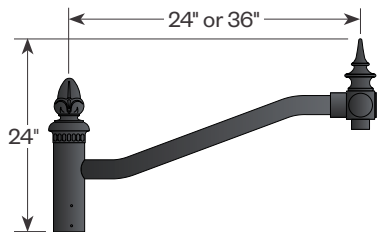
1	Model	2	Finish
	CBR01-1-24-S 24" single arm CBR01-1-36-S 36" single arm CBR01-2-24-S 24" double arm CBR01-2-36-S 36" double arm CBR01-1-24-L 24" single arm CBR01-1-36-L 36" single arm CBR01-2-24-L 24" double arm CBR01-2-36-L 36" double arm CBR40-1-24 24" single arm CBR40-2-24 24" double arm CBR81-1-30 30" single arm CBR81-2-30 30" double arm		BLK satin black CLB classic bronze GBZ gloss textured bronze GRN green GTB gloss textured black TBK textured black TGR gloss textured green OSTM custom, consult factory

Note: Models with "-S" are used for DPS Series luminaires.

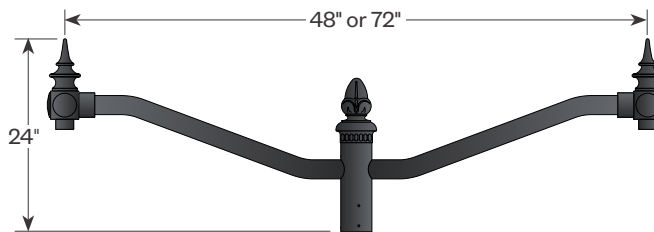
Note: Models with "-L" are used for DPM Series luminaires.

Product Details

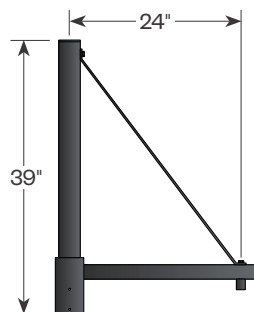
Center column slips over 4" OD x 6" tall tenon



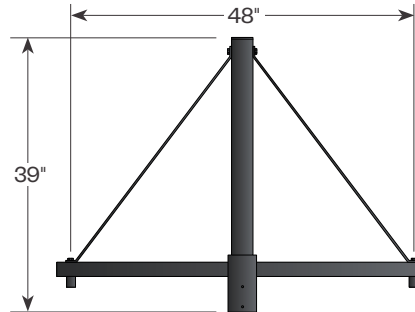
CBR01-1-24 or CBR01-1-36



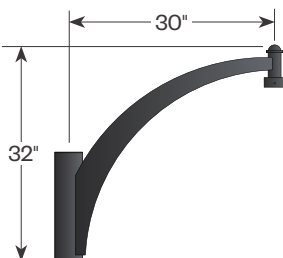
CBR01-2-24 or CBR01-2-36



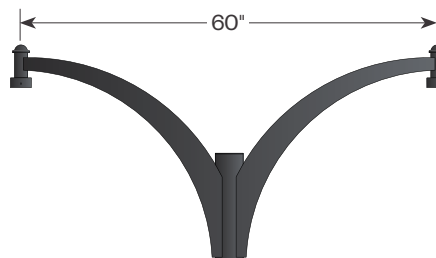
CBR40-1-24



CBR40-2-24



CBR81-1-30



CBR81-2-30