

# 8" Commercial Bollard

## Dome Top



### Features

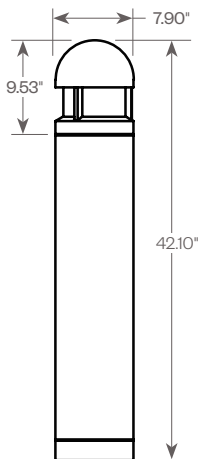
Our 8" Commercial bollard family is available with one of three distinct tops. This Dome Top LED bollard incorporates an extruded aluminum housing with a die cast top and vandal resistant polycarbonate lens. It is ideal for any commercial application as well as parks, plazas and multifamily properties.

### Product Overview

Type:	Exterior Path/Landscape Lighting
Wattage:	12W, 24W
Color Temp:	2200K, 3000K, 4000K, 5000K
CRI:	70+
Dimming:	0-10V dimming
Standard Height:	42.10 inches
Diameter:	7.90 inches
Weight:	18.3 lbs

### PROJECT:

### TYPE:



### Construction:

Cast aluminum Dome Top assembly  
High quality extrusion aluminum body  
Stainless steel hardware  
Silicone gaskets for sealing

### Lens:

Vandal resistant polycarbonate lens

### Driver:

Electronic driver, 120-277V, 50/60Hz  
Power factor: >0.9 @120V  
Total harmonic distortion: <20%  
0-10V dimmable driver

### Working Temperature:

Minimum ambient -40°F, maximum ambient 104°F (-40-40°C)

### Finish:

Dark Bronze (DB) standard  
Optional Black (BK), White (WH), Grey (GY) finishes available with longer lead times and additional charges

### Accessories (ordered separately):

Anchor bolt mounting kits  
180° Side Shield

### Certifications:

cUL listed  
IP66 rated for wet location  
RoHS compliant



# 8" Commercial Bollard

Dome Top



## PROJECT:

## TYPE:

### Bollard Ordering Information



**1** Model  
AXDB - dome top bollard

**2** Wattage  
12  
24

**3** Color Temp  
22 - 2200K (longer lead time may apply)  
30 - 3000K  
40 - 4000K  
50 - 5000K

**4** Distribution  
V - type V

**5** Finish (required for BHSS only)  
Standard: DB - dark bronze      Optional†: BK - black  
WH - white  
GY - grey  
† Cost adder & longer lead time will apply  
DLC listed at 24W-4000K only

### Accessory Ordering Information

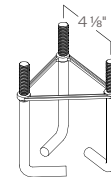


**1** Model  
BHSS - 180° side shield, specify finish below  
ABMK01 - anchor bolt mounting kit, no finish required

**2** Finish (required for BHSS only)  
Standard: DB - dark bronze      Optional†: BK - black  
WH - white  
GY - grey  
† Cost adder & longer lead time will apply



180° Side Shield (BHSS)



Anchor Bolt Mounting Kit (ABMK01) includes bracket and (3) 8" zinc-plated anchor bolts.

### Performance Data

#### MULTIPLYING FACTORS

CCT:	2200K	3000K	4000K	5000K
Factor:	0.84	93	1.0	

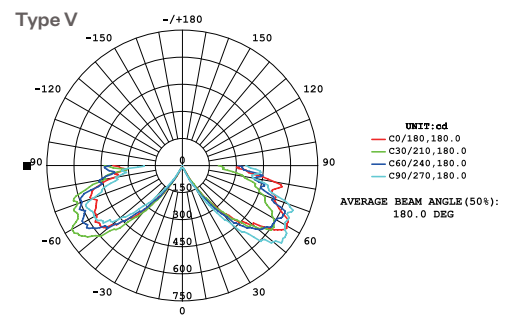
#### DELIVERED LUMENS

Watts	Lumen Output	AC Input 120V	CRI	CCT	Distribution Type	LPW
12W	1340	0.19A	>70	4000K	Type V	112
24W	2500	0.22A	>70	4000K	Type V	104

#### PROJECTED LED LUMEN MAINTENANCE

	Operating Hours				
	0	6,000	14,000	29,000	127,000
Lumen Maintenance Factor	0.1	0.98(L98)	0.96(L96)	0.92(L92)	0.70(L70)

Data references the extrapolated performance projections for the LED bollard in 77°F ambient (tested per IESNA LM-80-08 and projected per IESNA-TM-21-11).



#### LED WAVELENGTH

