



Linea[®] 1.5"

Linear lighting expresses imagination. Great linear lighting imagines the future.

Linea 1.5" Indirect

Linea[®] 1.5"

Streamlined and flexible, these architectural LED linear pendants provide the freedom to create truly dynamic spaces. A synthesis of aesthetics, performance and energy efficiency, Linea delivers on its promises. Linea proves when it comes to lighting, less really is more.

The amazing new Linea 1.5 Wall Wash takes the shape of Linea 1.5" with a whole new purpose. This linear pendant has captured the imaginations of lighting designers worldwide. Linea 1.5" and the new Linea 1.5" Wall Wash make the perfect pair for every office space.

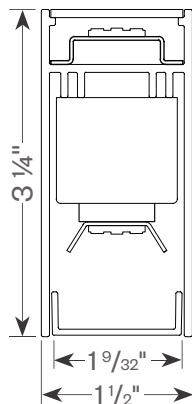
For most updated performance & ordering information visit us at amerlux.com.

Features & Specs

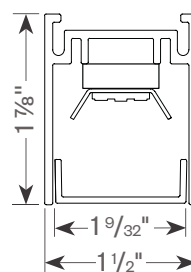
- Aperture: 1.5"
- 5W/Ft, 10W/Ft
- Up to 1,746 Lm/Ft; 95 Lm/W (LIN1.5-DI)
815 Lm/Ft; 88 Lm/W (LIN1.5-D)
1,074 Lm/Ft; 101 Lm/W (LIN1.5-I)
644 Lm/Ft; 74 Lm/W (LIN1.5-WW)
- Individual housing lengths: 47 3/4" or 95 1/4"
- Extruded aluminum housing
- Electronic constant current LED driver, 120V-277V
- Mounting: aircraft cable suspension
- Dimming options (120V & 277V):
0-10V (standard)
Lutron Hi-lume[®]
Enlighted sensor available

Louver available (LIN1.5-DI & LIN1.5-D only)

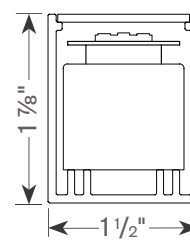
Linea[®] 1.5 (LIN1.5)



LIN1.5-DI



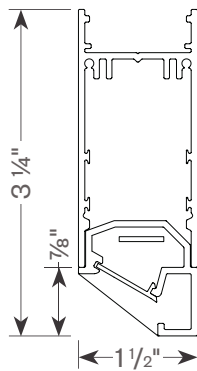
LIN1.5-D-REMOTE



LIN1.5-I



Linea® 1.5" Wall Wash (LIN1.5-WW)



Related Recessed Products:

- Fino®
- Fino Ceiling
- Fino Healthcare



Company Certifications:



3450 South Sam Houston Pkwy E. Suite 400
Houston, TX 77047
T: 281.997.5400 | F: 281.997.5441

Headquarters
178 Bauer Drive, Oakland, NJ 07436
T: 973.882.5010 | F: 973.882.2605

amerlux.com
© 2016 Amerlux, LLC

Oxidated Carpark 2nd Floor
No. 124 Donghuan Road, Donghuan Jie Panyu,
Guangzhou P.R.C. 511400